

FILED
LODGED

ENTERED
RECEIVED

OCT 18 2013 PM

UNITED STATES DISTRICT COURT
WESTERN DISTRICT OF WASHINGTON

AT SEATTLE
CLERK U.S. DISTRICT COURT
BY WESTERN DISTRICT OF WASHINGTON
DEPUTY

AT SEATTLE

C13-1880 JLR

In Re: Douglas Vogt



13-CV-01880-CMP

**Notice of Commission of (i) a Felony Cognizable by a Court of the United States
as required by 18 U.S.C. §4 — Misprision of Felony and (ii) Treason against the United
States as required by 18 U.S.C. §2382 — Misprision of Treason
and Motion to Seal Document**

COMES NOW Douglas Vogt: (i) pursuant to the obligations placed upon him by 18 U.S.C. §4 and 18 U.S.C. §2382, upon both his Public and Sealed Affidavits attached hereto, and gives the requisite notice of the commission of felonies and/or treason by the following described persons cognizable by a Court of the United States and (ii) pursuant to Local Rule 5(g), moves the Court for an order sealing his attached envelope containing his Sealed Affidavit marked with the case caption and the phrase "FILED UNDER SEAL", and states as follows:

I. Misprision of Felony

In sum, the attached Publicly Affidavit of Douglas Vogt demonstrates that forensic evidence establishes beyond a reasonable doubt that the two Certificates of Live Birth ("hereinafter COLBs) which Barack Hussein Obama, II has publicly released to establish his

#SEA 59616 NO ISS. pm

Constitutional-eligibility to be President of these United States are indisputable forgeries.

Moreover, upon the accompanying Sealed Affidavit of Douglas Vogt, the identity of the person who actually forged the COLBs and of the identities of those who assisted in the perpetuation of this most significant fraud upon the People of the United States, is clearly detailed and warrants the immediate referral of this matter to a specially-impaneled federal grand jury assisted by an independent in-every-sense-of-the-word prosecutor to investigate the allegations as only a Federal Grand Jury can.

In particular, the Public Affidavit of Douglas Vogt shows: (i) the expert witness status of Douglas Vogt to opine upon the forensic evidence of Obama's COLBs, (ii) the province of those COLBs and (iii) **twenty (20) points of forgery** of the COLBs which, singularly and collectively, establish that Obama's COLBs are forgeries. In particular to the last point, those twenty (20) points of forgery are as follows:

1. The first proof of forgery is a forged Registrar's stamp on the Obama Certification of Live Birth (the short form or abstract) created on or before June 12, 2008;

2. The second proof of forgery is the fact that the registration date on the COLB cannot be August 8, 1961 but must be August 11, 1961;

3. The third point of forgery is the Birth Certificate number on the COLB is out of sequence for a registration date of August 8, 1961;

4. The forth point of forgery is that there was no evidence of an embossed Hawaiian Department of Health (DOH) seal on the COLB and that NBC journalist Savannah Guthrie publicly misrepresented that fact to advance her carrier;

5. The fifth point of forgery is that the size of the COLB is wrong if it was truly a photocopy of the original;

6. The sixth point of forgery on the COLB is that the age of Barack Hussein Obama,

Senior was wrong;

7. The seventh point of forgery is that the typewriter type appearance on the COLB, with holes and notches in the letters, is not what it should look like if it was a copy of a copy of an original;

8. The eighth point of forgery is the “white halo” surrounding the text on the COLBs not caused by the copier but caused by unsharp mask, a feature in Adobe Photoshop and evidence of computer manipulation;

9. The ninth point of forgery is the 150 dpi of the background color of the PDF version of the COLB where as the other layers on the PDF were 200 and 300 dpi. This is evidence of computer manipulation.

10. The tenth point of forgery is the inconsistent line spacing on the COLB which a manual typewriter would not do;

11. The eleventh point of forgery is the inconsistencies of the left-hand margins on the COLB. I compared Obama’s COLB to twelve (12) legitimate COLBs acquired from Hawaii none of them illustrated the same random left-hand margins;

12. The twelfth point of forgery is lower case letters found above the baseline — an impossibility on a manual typewriter;

13. The thirteenth point of forgery is that the word spacing on the COLB does not fit a six point grid across the entire length of the form line;

14. The fourteenth point of forgery is the inconsistent placement of the punctuation (commas) which should be in the exact same place all the time;

15. The fifteenth point of forgery is the “kerning” on the COLB is impossible to obtain with a manual typewriter;

16. The sixteenth point of forgery is that the “letter spacing” throughout the COLB is

demonstrably the result of a cut and past job except for some very common words that were lifted from other COLBs;

17. The seventeenth point of forgery is that there are sixteen (16) different typewriter fonts or size differences on the COLB which is impossible if the Hospital used only one typewriter to type up Obama's COLB;

18. The eighteenth point of forgery is that the Obama's COLB was not perfectly flat on the glass when the forger scanned it so some of the lines are slightly curved up on the left-hand side starting from box line 7a down to about box line 13. The problem is that the typewriter line is straight but the form line below slightly curves down so we see a half to one point difference where there should be no difference;

19. The nineteenth point of forgery is the manifest errors on the Registrar's stamp on Obama's COLB that should not be there but was put there deliberately. The reason and significance of those errors are explained in the accompanying Sealed Affidavit of Douglas Vogt;

20. The twenty-first point of forgery is the use of "JBIG2 compression" on the PDF version of the COLB which is evidence of computer manipulation to cover-up the bad letter placement and multiple typefaces used by the forger.

In sum, the COLBs of Barack Hussein Obama, II are demonstrably forgeries created by persons identified in the sealed affidavit filed herewith for the express purpose and with the knowledge and consent of Barack Hussein Obama, II, to defraud the United States and its Citizens. Upon the Sixth Amendment oath that this Court took, this Court is now obligated to refer this matter to a federal grand jury for immediate investigation.

II. Misprision of Treason

Title 18, Ch. 115, Sec. 2381: Treason, *United States v Haupt* (1942, DC Ill) 47 F Supp

836. Treason as a result of a long term conspiracy to take over a political party and install a Communist agent in as President of the United States so as to destroy the nation from within. The forged birth certificate was necessary after the conspirators discovered Barack H. Obama II was not born in Hawaii and was not a US citizen (in violation of Title 18, Sec. 911). The conspirators caused: (see Ch. 228, Sec. 3592(a)(2)) Grave risk to national security. —In the commission of the offense the defendants knowingly created a grave risk of substantial danger to the national security.

WHEREFORE, Douglas Vogt pray for an order recognizing that he has discharged his obligation pursuant to 18 U.S.C. §4 to “make known the same to some judge” and 18 U.S.C. §2382 “to some judge of the United States” the afore described felonies “cognizable by a Court of the United States.”

III. Persons Involved

Upon the Public and Sealed Affidavits, it appears the following person are involved in perpetrating the forgeries of Obama's COLBs:

1. Barack Hussein Obama II, the sole beneficiary of the forgery.
2. Robert Bauer, former White House Counsel; who ordered the forgery to be picked up and delivered and also presented it to the Press on April 27, 2011.
3. Daniel Pfeiffer, President's Director of Communications; who presented the forgery to the news media and the public on April 27, 2011.
4. Judith Corley, in her position as Private Counsel to the President; who was sent from Seattle to Honolulu Hawaii with money to pay for the forgery and then deliver it to Washington D.C. the next day on April 26, 2011.
5. Dr. Chiyome Fukino, former director of the Hawaiian Department of health, who stated on October 31, 2008 and July 27, 2009 that she had seen the original birth certificate on

file.

6. Neil Abercrombie in his position as Governor of the State of Hawaii, who in January 2011 fired his first appointee, Dr. Neal Palafox as director of the Department of Health and then appointed Loretta Fuddy, the first non-doctor director of the Department of Health. Since the Governor is the head of the chain of authority for Director Fuddy, he must have given the order to the Director to have the forgery created by helping the forger in whatever the forger needed to complete it. Barack Obama II is Neil Abercrombie's long time friend and former member of the Students for a Democratic Society (SDS), a known Communist front organization from the 1960s

7. Loretta Fuddy, Director of the Hawaiian Department of Health, who certified on April 25, 2011 that she witnessed the coping of the original Certificate of Live Birth (COLB) that was delivered to Judith Corley. Those Certificates of Live Birth I will prove are forgeries.

8. John Doe #1 in the Registrar office of the Hawaiian Department of Health (DOH), who had access rights to the DOH COLB database, the original Certificates of Live Birth, the Registrar's stamp and the DOH round embossed seal. The round DOH seal and Registrar's stamp was supposedly on the two Certificates but there is no evidence the two birth certificates ever had the legitimate round State Department of Health seal or the Registrar's stamp on it, which had numerous errors on it and therefore was forged.

9. Savannah Guthrie, MSNBC White House reporter at the time who was the only one allowed to see one of the forged Birth Certificates from Hawaii, who publicly stated that she felt the round Health Department Seal on the certificate. Our evidence proves no embossed seal was ever on the document.

10. John Doe #2, John Doe #3, John Doe #4, who are the top executives at General Electric, National Broadcasting Company and the Executive Producer of the Today Show who

arranged for Savannah Guthrie to “see” the Obama COLB and have her certify that a nonexistent Health Department Seal was on it. Also John Doe #5 an NBC Executive who arranged Savannah Guthrie's promotion to the Today Show nine days after the April 27, 2011 White House News Conference.

11. John Doe #6, the person who financed and funded the forgery and the conspiracy to place a foreign alien/agent in as President of the United States.

12. John Doe #7, the person in charge of an organized campaign of disinformation to counter any person or group uncovering the Obama forgery.

13. John Doe #8, (identified in the Sealed Affidavit) the person who did the research for the information that would go in each form box of the Obama COLB forgeries.

14. Jane Doe #1, (identified in the Sealed Affidavit) who knows the forger and I believe acted as a spy for the Obama administration and also disseminated other forged COLBs to throw off investigators as to the importance of the Birth Certificate number (aka State File Number) and its relationship to the Registrar's filing date.

15. Jane Doe #2 (identified in the Sealed Affidavit) who I believe is the forger of the Obama's COLBs.

IV. Federal Crimes Implicated

Upon the Public and Sealed Affidavits, it appears the above-named person are involved in perpetrating the following felonies by being directly and/or indirectly involved in the forgeries of Obama's COLBs:

1. Title 18, Ch. 1, Sec. 4: Misprision of felony
2. Title 18, Ch. 47, Sec. 1028: Fraud and related activity in connection with identification documents, authentication features, and information. Including subsections (a)(1, 2, 4), (b)(1A), (d)(1, 3, 4, 5, 12).

3. Title 18, Ch 47, Sec. 1028A: Aggravated identity theft. Including subsection (a)(1), (c)(2).
4. Title 18, Ch. 19, Sec. 371: Conspiracy to commit offense or to defraud United States.
5. Title 18, Ch. 43, Sec. 911: False Personating of being a United States Citizen.
6. Title 18, Ch. 47, Sec. 1002: Possession, of False Papers to Defraud United States.
7. Title 18, Ch. 47, Sec. 1015: Naturalization, Citizenship or Alien Registration.
8. Title 18, Ch. 63, Sec. 1343: Fraud by Wire, Radio, Television.
9. Title 18, Ch. 93, Sec. 1920: False statements or fraud to obtain Federal employees' compensation.
10. Title 18, Ch. 115, Sec. 2381: Treason
11. Title 18, Ch. 115, Sec. 2382: Misprision of treason

WHEREFORE, Douglas Vogt prays for an order recognizing that he has discharged his obligation to "make known the same to some judge" the aforescribed felonies committed by the aforementioned individuals which are "cognizable by a Court of the United States."

V. Motion to Seal

Attached hereto in a sealed envelope marked with the case caption and the phrase "FILED UNDER SEAL" is my signed affidavit which identifies the forger of the long form birth certificate of Barack Hussein Obama II (and that person's connection to Mr. Obama). If this person's identity is made public prior to an investigation by a grand jury and/or executing of search warrants to secure easily destroyed computer evidence, proof beyond a reasonable doubt of the forger's complicity in perpetrating the worst fraud on the electorate of these United States, may well be lost. The other reason is that the main principles in this forgery case may have this person murdered as well as the spouse. The reason I conclude this is because the main principles

throughout this crime have used plausible deniability to shield themselves from culpability. Discovering who the forger actually is eliminates plausible deniability.

WHEREFORE, Douglas Vogt respectfully request an Order sealing the attached envelope. Alternatively, pursuant LCR 5(g)(6), if this motion to seal is denied, Douglas Vogt request that the court withdraw the sealed document from the record rather than unseal it.

VI. Request to Present Evidence to Grand Jury

Pursuant to 18 U.S.C. § 3332(a), Douglas Vogt requests that the Court bring "to the attention of the grand jury" the evidence of criminal behavior sworn to herein. I had already notified the FBI in Hawaii and the FBI Director in Washington D.C. three times with some of the earlier evidence I developed but with no action or response from them. I also notified the US Attorney in Hawaii but again with no action or response from them. Both the FBI and the Justice Department is controlled by the Executive branch of government they have been prevented from performing an investigation. For these reasons I respectfully request the court to submit our evidence to a Grand Jury and assign a Special Prosecutor to properly investigate the evidence I have developed.

Dated: _____

Douglas Vogt

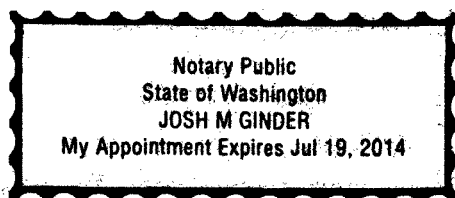
12819 S.E. 38th Street, #115

Bellevue, WA 98006

Telephone number: 425-643-1131

Email Address: doug@vectorpub.com

by: Douglas Vogt



*Signed before me Josh M. Ginder
Notary Public in the State of
Washington 10-17-2013
MAG exp 7-19-2014*

13-CV-1880 JLR
FILED ENTERED
LODGED RECEIVED

Thursday, October 17, 2013

OCT 18 2013 PM

Affidavit of Douglas Vogt

AT SEATTLE
CLERK U.S. DISTRICT COURT
BY WESTERN DISTRICT OF WASHINGTON DEPUTY

Douglas Vogt is invoking 28 U.S.C. §1746, states that the matters stated herein are true under penalty of perjury:

Credentials of Douglas Vogt

1 I received my bachelors of Science degree from California State University at Northridge CA in Business Administration. I was an accountant in Los Angeles and Seattle until I went into business owning a typesetting company (Nova Typesetting) for eleven years, and had extensive knowledge and experience in type, typesetting, form design, book and science journals including math books. I currently own Archive Index Systems, Inc. since 1994, a company that sells document scanners, wide format scanner, document imaging software and multi function printers. I have extensive knowledge of how scanners function, their capabilities, and the software that comes with them. My company also developed and sold document imaging software as well as other imaging and scanning programs. I have sold and installed document imaging systems in city and county governments, and thus have knowledge of municipal and county document imaging programs and procedures, including the design and implementation of such programs. Additionally, I have a working knowledge of Adobe Photoshop and Acrobat. These factors will be crucial in understanding what has occurred with Obama's Certificate of Live Birth and other forgeries Paul and I had discovered.

2 I am also a science writer and a member of the Geological Society of America. I have written three science books, two of which are philosophy of science books.

The First Mistake the Registrar's Stamp, first point of forgery

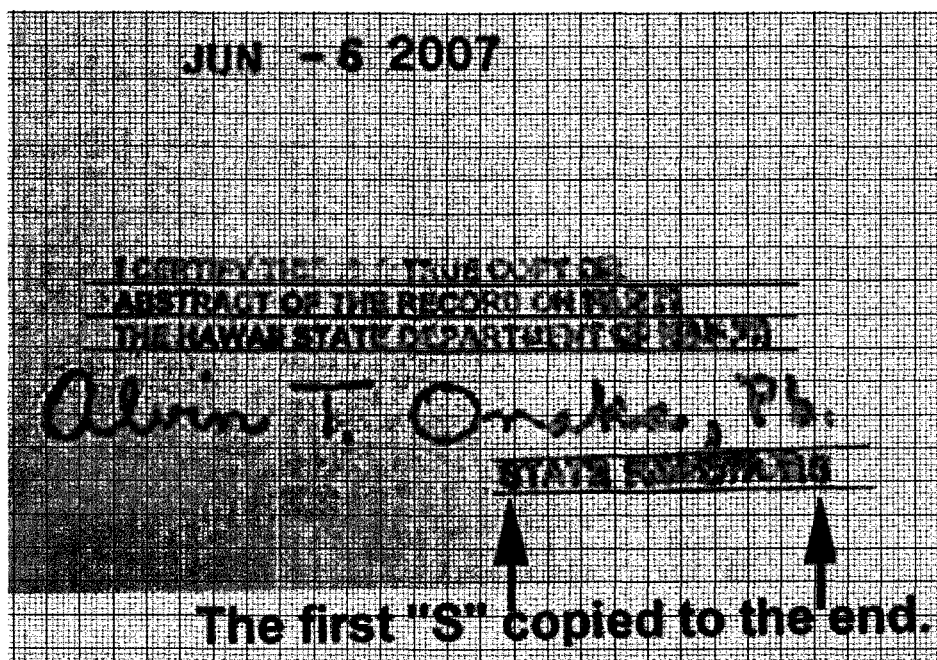
3 On or shortly before June 12, 2008 the Obama administration released to the media a



13-CV-01880-AF Pg 1-50

Case 2:13-cv-01880-JLR Document 2 Filed 10/18/13 Page 2 of 50

Certification of Live Birth (the short form also known as an abstract) (Exhibit 1) we assume from the Hawaiian Department of Health with Alvin Onaka's registrar's stamp on it dated June 9, 2007 (Figure 1). His registrar stamp on this document is forgery for four reasons. I have examples of legitimate Onaka Registrar stamps Figure 2 and they are created with a metal embossing stamp that recesses the type. The machine that presses the stamp applies even pressure the length of the stamp and the inking is created by a carbon ribbon. There is no physical reason Onaka's registrar stamp should be darker on the right side than the left side. The other reason is the words "is a" should not be so much lighter than the rest of the words on the three lines for the same reason. This registrar's stamp looks like it was created with a self-inking or rubber stamp and not a metal embossing stamp. The third reason is the baseline of the three lines of type does not match the last line "State Registrar" which is almost unreadable. Those two words slope up 1.2-degrees. It should be perfectly parallel to the other typed lines. And the fourth reason is that the two words "State Registrar" are not all the same typeface. I copied the first "S" and moved it to the last next to the "R" and you can see that they are not the same sizes by one point. That is impossible on a metal embossing stamp. The difference in the baseline differences if 1.2-degrees is not going to happen with professionally made metal embossing stamps.



Case 2:13-cv-01880-JLB Document 2 Filed 10/18/13 Page 3 of 50

Figure 1: The Hawaiian forged Registrars' embossed stamp on the back of Barack Obama's short form certification released June 2008.




Figure 2. Examples of legitimate Registrar stamps we received from the Hawaiian Department of Health.

4 The certificate number assigned to Mr. Obama's Certificate was 10641. At that point Mr. Obama and the Department of Health were committed to the data on that short form—right or wrong. Next I will explain the procedures and legal significance of the certificate number and how to tell if the certificate number is out of sequence thus indicating a possible forgery. Mr. Obama's short form certificate was out of sequence by 141-188 numbers.

5 Whoever did the data entry into the Department of Health's database to create Mr. Obama's short-form certificate made a critical error that they could not fix because it was on the certificate they already made public. They were stuck with it and had to cover it up at all costs. The error they made was the date of the registrars' acceptance or filing date of August 8, 1961. The reason this is the mistake is because the conspirators had already decided on stealing a dead baby's certificate number who was born on August 4, 1961 but died the next day. I believe her name was Virginia Sunahara and I believe her certificate number was stolen by the conspirators and used by the forger on Mr. Barack Obama II certificate (violation of Title 18, Sec.

1028A(a)(1)). Her certificate number was one that should have a filing date of the 11th not the 8th, which will be explained in the next section.

6 The error must have been discovered within one week after releasing Obama's short form because the conspirators released Patricia DeCosta short form certificate (Figure 3) with a certificate number off by 199 days in order to throw off any investigators. I was able to find the origin of Mrs. DeCosta's birth certificate. It was supposedly first put up on a genealogy web site created by one of her daughters. She responded to my letter and told me that she thinks she put up the certificate in June of 2008. One of the Obama supporters used that short form to prove that Obama's short form birth certificate was also legitimate. Their purpose was really to cast doubt on the sequence of the certificate numbers. Patricia DeCosta, was born May 14, 1930 and died November 30, 1963. There were only 10,803 births in 1930. Her certificate number was 10,259 which is a number that would have been issue around December 12, 1930 not May 27, 1930. Her Certificate number is off by about 199 days. I will explain why in the following section on the laws for the certificate numbers. The Department of Health is the only one that can issue the short form with the seal on it so they must have issued this one to confuse any investigators regarding the sequence of the certificate numbers. Figure 4 shown the Registrar's seal on the back of the form that has the some of the same kind of errors on it as does the Obama Short form. The baseline of the words "State Registrar" is sloped up .8-degrees, the left-hand margin does not line up for all three lines of type and the different font sizes from the beginning of the words "State Registrar" to the end is again one point different. All of these problems would never occur on a legitimate Registrar Stamp.

CERTIFICATION OF LIVE BIRTH


STATE OF HAWAII HONOLULU		DEPARTMENT OF HEALTH HAWAII U.S.A.
CERTIFICATE NO. 151 1930 - 010289		
CHILD'S NAME PATRICIA DECOSTA		
DATE OF BIRTH May 14, 1930	HOUR OF BIRTH 8:30 PM	SEX FEMALE
CITY, TOWN OR LOCATION OF BIRTH HONOLULU	ISLAND OF BIRTH OAHU	COUNTY OF BIRTH HONOLULU
MOTHER'S MARRIED NAME ROSE LONG LEW		
MOTHER'S RACE CAUCASIAN HAWAIIAN		
FATHER'S NAME ANTHONY DECOSTA		
FATHER'S RACE WHITE		
DATE ACCEPTED BY STATE REGISTRAR May 27, 1930		

Figure 3. Patricia DeCosta's Short form Birth Certificate released also in June 2008. The certificate number is out of sequence by 199 days.

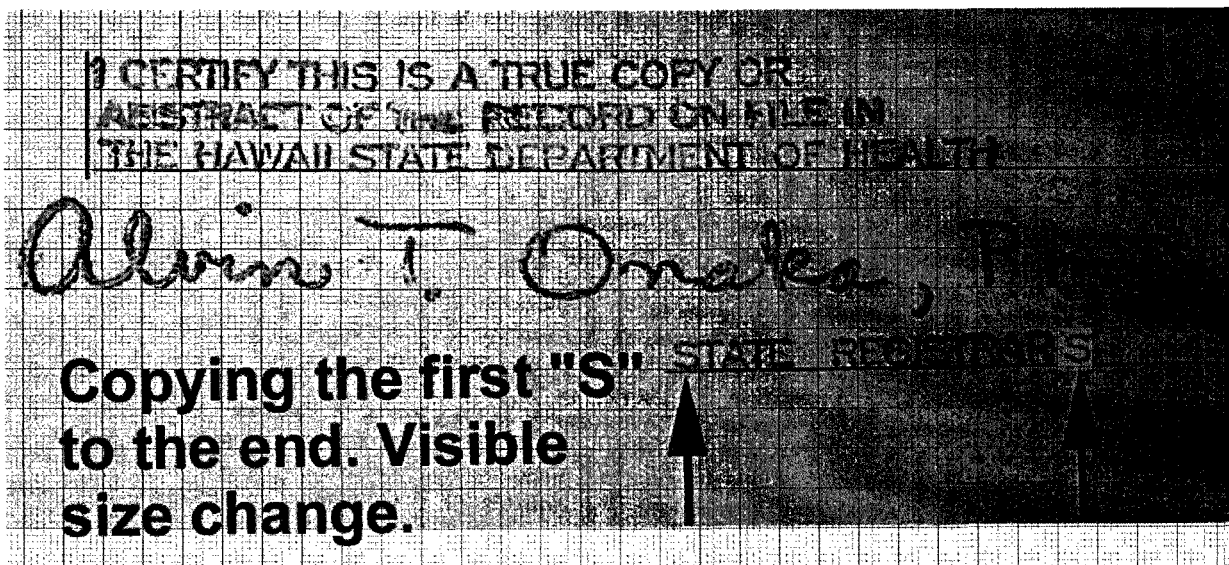


Figure 4. Registrar's stamp on the back of Patricia DeCosta's short form certificate.

7 I will be showing more of these forged Registrar's stamps on other birth certificates and you may be wondering why a forger would include blatant errors in a Registrar's stamp when all they had to do was just scan and copy an existing legitimate stamp. I believe the only reason is the person or persons at the Department of Health wanted to claim plausible deniability if the forgeries were ever discovered. The only problem with that logic is that the Department of

Health (DOH) is the only place that someone would have access to the database of records to match up dead babies so as to take their birth certificate numbers and assign them to various forgeries. In addition these short forms also appear to have the official DOH round seal affix to the documents and we will assume that only they have possession of that seal.

Proof Mr. Obama's Registration date is wrong and had to have been registered on August 11, 1961. The second point of forgery

8 On July 28, 2009, Eleanor Nordyke proudly showed copies of the two Certificates of Live Birth for her two daughters in the Honolulu Advertiser newspaper during an interview (Figure 5). The sisters were born August 5, 1961, a day after Barack Obama II. Their names and certificate numbers are Susan #10637 and Gretchen #10638 (Figure 6). Their State Registrar's acceptance and filling date was August 11, 1961. Barack Obama's filling date was August 8 but his certificate number is 10641, three digits more than Gretchen's, which is impossible. The certificate number 10641 belongs to someone whose filing and acceptance date was the same as the Nordyke twins and processed just after theirs. Hawaii averaged 46.9 births per day up to August 1961. The Obama Certificate number should have been 141 to 188 numbers less than the Nordyke twins.




Figure 5, Mrs. Eleanor Nordyke proudly showing her twin daughters birth certificates in July 28 2009.

STATE OF HAWAII
CERTIFICATE OF LIVE BIRTH
 DEPARTMENT OF HEALTH
 FILE NO. 151 61 10637

Child's Name (Type or print) Eleanor
 Sex Female
 Date of Birth Aug 11 1961
 Place of Birth 2013 Kahala Drive
 Hospital or Institution of Birth Captain J. R. Kennedy & Obstetrical Hospital
 Physician or Midwife in Charge Charles G. Kennedy
 Name of Mother (Type or print) [illegible]
 Name of Father (Type or print) Charles G. Kennedy
 Address of Mother (Type or print) 2013 Kahala Drive
 Address of Father (Type or print) 2013 Kahala Drive
 Name of Doctor or Midwife in Charge Charles G. Kennedy
 Name of Hospital or Institution of Birth Captain J. R. Kennedy & Obstetrical Hospital
 Name of Physician or Midwife in Charge Charles G. Kennedy
 Date of Birth Aug 11 1961
 Time of Birth 1:15 P.M.
 Weight 7.5 lbs.
 Length 19 in.
 Head Circumference 13 in.
 Chest Circumference 13 in.
 Arm Circumference 5 in.
 Leg Circumference 5 in.
 Signature of Registrar General Charles G. Kennedy
 Date 8-3-1966

THIS CERTIFIES THAT THE ABOVE IS A TRUE AND CORRECT COPY OF THE ORIGINAL RECORD ON FILE IN THE RESEARCH, PLANNING AND STATISTICS OFFICE HAWAII STATE DEPARTMENT OF HEALTH

Charles G. Kennedy
 CHARLES G. KENNEDY
 Registrar General

STATE OF HAWAII
CERTIFICATE OF LIVE BIRTH
 DEPARTMENT OF HEALTH
 FILE NO. 151 61 10638

Child's Name (Type or print) Gretchen
 Sex Female
 Date of Birth Aug 11 1961
 Place of Birth 2013 Kahala Drive
 Hospital or Institution of Birth Captain J. R. Kennedy & Obstetrical Hospital
 Physician or Midwife in Charge Charles G. Kennedy
 Name of Mother (Type or print) [illegible]
 Name of Father (Type or print) Charles G. Kennedy
 Address of Mother (Type or print) 2013 Kahala Drive
 Address of Father (Type or print) 2013 Kahala Drive
 Name of Doctor or Midwife in Charge Charles G. Kennedy
 Name of Hospital or Institution of Birth Captain J. R. Kennedy & Obstetrical Hospital
 Name of Physician or Midwife in Charge Charles G. Kennedy
 Date of Birth Aug 11 1961
 Time of Birth 1:15 P.M.
 Weight 7.5 lbs.
 Length 19 in.
 Head Circumference 13 in.
 Chest Circumference 13 in.
 Arm Circumference 5 in.
 Leg Circumference 5 in.
 Signature of Registrar General Charles G. Kennedy
 Date 8-3-1966

THIS CERTIFIES THAT THE ABOVE IS A TRUE AND CORRECT COPY OF THE ORIGINAL RECORD ON FILE IN THE RESEARCH, PLANNING AND STATISTICS OFFICE HAWAII STATE DEPARTMENT OF HEALTH

Charles G. Kennedy
 CHARLES G. KENNEDY
 Registrar General

The 1961 birth certificates of Eleanor Nordyke's twin daughters are shown here. Hawaii's birth certificates from that period required more information than modern ones do.

Figure 6. The Certificates of Live Birth for the Nordyke twins, filled August 11, 1961.

9 Further proof Mr. Obama's Certificate number was stolen from someone else is the unusual placement of two of the Bates certificate numbers 0 and 6. Figure 7 shows all three Bates certificate numbers. You will notice that the 0 and 6 are slightly above the baseline of the rest of the numbers. This happens with some Bates numbering machines when the number wheels do not properly seat to the baseline. The 0 (thousands) and 6 (hundreds) wheels just did not seat all the way down on the baseline. If Mr. Obama's acceptance and filing date was truly August 8 then the hundreds wheel would have shown a 4 or 5. Because the six hundreds wheel is above the baseline like the Nordyke twins this proves that the certificate number 10641 was filed and numbered three digits after Gretchen Nordyke and accepted by the State Registrar on the 11th of August not the 8th and is proof the filing date on both of Mr. Obama's short and long-form certificates are forged and that the Hawaiian Department of Health is involved in the forgeries. They have to be involved because they are the only ones who have access to the database that could match up births and deaths and choose a dead baby's certificate number to give to Mr. Obama.

61 10637 61 10638 61 10641

Figure 7. The three certificate numbers all with the raised "06" above the baseline. Mr. Obama's Certificate is 10641.

10 The first proof of forgery is the fact that the registration date cannot be August 8 but must have been August 11, 1961 the same as the Nordyke twins. Stealing or forging a security feature such as a certificate number is in violation of Title 18, Sect. 1028(d)(1) & (5)(A, B & C). Taking another persons certificate number is in violation of Title 18, Ch 47, Sec. 1028A: Aggravated identity theft. Including subsection (a)(1), (c)(2).

The Laws Regarding the Certificate Number proving Obama's Certificate number is out of sequence for a registration date of August 8, 1961. The Third point of forgery

11 The birth certificate number goes by several names depending on the state and the Federal government. The most common names are "state file number" and "birth number." I knew the birth certificate number was of paramount importance in proving Mr. Obama's birth certificate was a forgery I went ahead and read all 50 states and the District of Columbia's, statutes and administrative code regarding the filing and acceptance of birth certificates. The following is a summary of the Hawaiian laws:

12 Hawaii; PART I. STATE PUBLIC HEALTH STATISTICS ACT

§338-1 Definitions of terms. As used in this part unless the context otherwise indicates:

"Public health statistics" includes the registration, preparation, transcription, collection, compilation, and preservation of data pertaining to births, adoptions, legitimation, deaths, fetal deaths, morbidity, marital status, and data incidental thereto.

§338-5 Compulsory registration of births. Within the time prescribed by the department of health, a certificate of every birth shall be substantially completed and filed with the local agent of the department in the district in which the birth occurred, by the administrator or designated representative of the birthing facility, or physician, or midwife, or other legally authorized person

§338-11 Form of certificates. The forms of certificates shall include as a minimum the items required by the respective standard certificates as recommended by the **Public Health Service, National Center for Health Statistics**, subject to approval of and modification by the department of health....

13 *Administrative code:* Chapter 8, Vital Statistics Regulations and Records

Sec. 2 Time allowed for birth reporting. A certificate of every live birth shall be **filled within 7 days** from the date of occurrence.

Sec. 8. Transmittal of Certificates. Local registrars shall transmit certificates filed with them weekly to the State Health Department, except that on the outlying islands ...

Sec. 32. Registration Districts. Each County of the State shall constitute a vital statistics registration district.

Chapter 3 Amendment of Vital Records

Sec. 3.1. Amendments After Official Acceptance of Certificate.

No amendments ... shall be made on any birth, death . . . certificate after the **assignment of a state file number** unless such amendments are fully documented according to the law and regulations....

Sec. 3.9 Method of Making Amendments to Vital Records.

B. A new birth certificate prepared following adoption, legitimation ... shall contain the same ... **birth number and filing date** as on the original certificate...

14 I have included Table 1 which summarizes all the states and District of Columbia if they mentioning the state file number was a consecutive number, if the Federal law or regulation is mentioned and if they define the terms *File*, *Filing* and *Registration* in the state laws or

Case 2:13-cv-01880-JLR Document 2 Filed 10/18/13 Page 10 of 50
regulations. The results of my research are the following: Forty-one of the states mention the state file number directly by one of the other names states may give it.

15 Sixteen of the states specifically mention that the certificate number is a sequential number and starts with the number one at the beginning of the year. This mirrors the same language in the Federal regulations including Hawaii.

Fourteen of the States specifically mention that their laws are in accordance with the Federal laws and regulations.

16 Forty-nine of the states and DC define the terms *File*, *Filing* and *Registration* as meaning the same thing the Federal regulations state and many of them repeat it verbatim. The Model State Vital Statistics Act and Regulations of 1977 and 1992 defines the terms as such:

Section 1. Definitions:

(c) “**File**” means the presentation and acceptance of a vital record or report provided for in this Act for registration by the (Office of Vital Statistics [the state department of health]).

(d) “**Filing**, date of” means the date a vital record is accepted for registration by the (Office of Vital Statistics).

(j) “**Registration**” means the acceptance by the (Office of Vital Statistics) and the incorporation of vital records provided for in this Act into its official records.

17 That means the act of *filing* and *registration* happens at one time the same day by the State Registrar or deputy Registrar. They will check the form for completeness and then accept it by dating, signing and numbering the Certificate of Live Birth. That process is called filing and registration. This irrefutably means that the date of acceptance by the State Registrar correlates to the certificate number because it is a sequential number starting with the number one at 12:01 a.m. on January 1st. If you know the average number of birth per day in a state, you can calculate within a few hundred numbers or less what the number should be just by knowing the Registrar’s date of acceptance, and in reverse if you know the certificate number you can figure out within a

few days when the State Registrar should have registered the certificate. Table 2 shows 15 of the good birth certificates I acquired and Barack Obama's forged certificate.

Number of births per year
For the State of Hawaii

Year	Total for the year	No. of days to reg. date	Number of births to that day	Average per Day	Certificate No.	Registration Day number	Calculated Date	Date of Birth	Date Doctor Signed	Reg. Date	Day of the Week	Reg. No. difference	
1957	17,060	356	16,695	46.90	16482	351.46	12/18/1957	12/19/1957	12/20/1957	12/23/1957	Monday	5	Chris S
1958	16,708	255	11,467	44.97	11495	255.62	9/12/1958			9/12/1958	Friday	0	Blanked out name
1959	17,100	355	16,644	46.88	16430	350.44	12/16/1959	12/15/1959	12/16/1959	12/22/1959	Tuesday	6	Daren S
1960	17,202	147	6,744	45.88	6602	143.90	5/24/1960	5/21/1960	5/27/1960	5/27/1960	Friday	3	Paul C
1960	17,202	293	13,707	46.78	13658	291.95	10/19/1960	10/20/1960	10/22/1960	10/25/1960	Tuesday	6	Troy S
1961	17,578	223	10,460	46.91	10637	226.77	8/14/1961	8/5/1961	8/7/1961	8/11/1961	Friday	-3	Susan Nordyke
1961	17,578	223	10,460	46.91	10638	226.79	8/14/1961	8/5/1961	8/7/1961	8/11/1961	Friday	-3	Gretchen Nordyke
1961	17,578	220	10,319	46.90	10641	226.87	8/15/1961	8/4/1961	8/7/1961	8/8/1961	Tuesday	-7	Barack Obama
1962	17,982	170	8,313	48.90	8498	173.78	6/22/1962	6/15/1962	6/15/1962	6/19/1962	Tuesday	-3	Edith C
1964	17,368	251	11,661	46.46	11187	240.80	8/28/1964	8/28/1964	9/1/1964	9/8/1964	Tuesday	11	Nina K
1968	14,590	283	11,302	39.94	11562	289.51	10/17/1968	10/5/1968	10/10/1968	10/11/1968	Friday	-6	Shani S
1969	15,760	226	9,221	40.80	9051	221.83	8/10/1969	8/7/1969	8/13/1969	8/14/1969	Thursday	4	Dianna S
1971	15,838	364	15,795	43.39	15396	354.80	12/21/1971	12/21/1971	12/29/1971	12/30/1971	Thursday	9	Janna R
1978	16,752	20	897	44.85	974	21.72	1/21/1978	1/14/1978	1/18/1978	1/20/1978	Friday	-1	Blanked out name
1983	18,734	24	1,218	50.75	976	19.23	1/20/1983	1/19/1983	Short form	1/24/1983	Monday	4	Jeremy S
1995	18,595	107		50.95	5231	102.68	4/13/1995	4/12/1995	4/14/1995	4/17/1995	Monday	4	Jordan R

Table 2. Fifteen good Certificates of Live Birth from Hawaii with good certificate numbers corresponding with the date of filing.

	Days for registration	Mentions the File number	Consecutive number	Mentions the Federal Act	Define Filing & Registration	
Alabama	5	1				
Alaska	5 & 7	1		1	1	
Arizona	30	1			1	
Arkansas	10	1	1		1	
California		1	1		1	
Colorado	10	1			1	
Connecticut	10				1	
Delaware		1	1			
Dist. Of Columbia		1	1		1	
Florida	5	1			1	
Georgia		1			1	
Hawaii	7	1		1	1	Vol 6, sec. 338-11
Idaho	15	1			1	
Illinois		1			1	
Indiana					1	
Iowa	7	1		1	1	
Kansas	5	1		1	1	
Kentucky				1	1	
Louisiana	15	1	1	1	1	
Maine	7				1	
Maryland		1	1	1	1	
Massachusetts		1	1		1	
Michigan	5	1			1	
Minnesota	5	1	1		1	
Mississippi		1			1	
Missouri	5	1		1	1	
Montana	10	1		1	1	
Nebraska	5	1		1	1	
Nevada		1	1		1	
New Hampshire		1	1		1	
New Jersey		1	1		1	
New Mexico	10	1		1	1	
New York		1	1		1	
North Carolina	10	1		1	1	
North Dakota	5	1			1	
Ohio		1	1		1	
Oklahoma	7	1			1	
Oregon	7	1			1	
Pennsylvania	10	1			1	
Rhode Island		1	1		1	
South Carolina	5				1	
South Dakota	7				1	
Tennessee	10	1		1	1	
Texas	10	1	1		1	
Utah					1	
Vermont	10	1			1	
Virginia	7				1	
Washington	7				1	
West Virginia	7	1	1		1	
Wisconsin		1			1	
Wyoming	7 to 10			1	1	
Totals		41	16	14	49	

Table 1: A list of the states who mention the certificate number and other pertinent facts. The 1 represents a "Yes" answer.

The Certificate number and the State of Hawaii, the third point of forgery.

18 Hawaii has used the standard numbering format certainly since 1930 because Patricia

DeCosta's birth certificate was issued that year and it used the standard format. Each state registrar is responsible to record and maintain all the certificates the registrar certifies. As mentioned before one of the file processing items is the certificate number (Birth Edit Specifications for the 2003 Revision of the U.S. Standard Certificate of Birth, 3/18/2005). There is a standard procedure the registrar goes through in the process called "filing." By Hawaiian state law a birth must be reported to the State registrar no later than seven days after birth. When a birth certificate comes in from a hospital or clinic, the registrar must check that there are no cross outs, all the fields have been filled out, the mother and doctor have both signed and dated the form using black indelible ink. The registrar then stamps the certificate with a date stamp and then uses a Bates numbering machine to print the unique certificate number on the upper right hand corner of the form. Finally the registrar signs the form. After 2005 all the states had to implement an electronic document imaging system to enable rapid access to the certificates. Hawaii started the imaging system in 2001. Hawaii has only one office that issues certified birth certificates and that is the main state office in Honolulu and for that reason box 20 is for the local registrar will always have the same date as box 22 for the state registrar. There are no local registrars in Honolulu County, Hawaii.

19 Since 1929 all states and territories were incorporated in the system of recording births and deaths. All state registrars use the same uniform numbering system. The original standard for this number, before the year 2000, was an 11-digit number in a xxx xx xxxxxx format. The number begins with a 3-digit birth area code number (Hawaii is 151) followed by a 2-digit year of registration (the year of birth) and lastly a 6-digit serial registration number (assigned sequentially to each birth as it is filed; Social Security Administration, POMS RM 10210.305, *Reviewing a Birth Certificate Birth Area Code*). After 2000 it became obvious that the two year digit had to be expanded to a full four digit year. Figure 8 shows a Bates numbering machine that has the same type face as the one used by the Hawaiian Department of Health.




Figure 8: A Bates numbering machine the type commonly used to number Birth Certificates.

Affidavit of Tim Adams of January 20 2011.

21 Mr. Tim Adams was a Senior Elections Clerk who worked for the City and County of Honolulu Election Division from May 2008 to September 2008. I have included his sworn affidavit in Exhibit 3, where he states the following:

That “Senior officers in the City and County of Honolulu Elections Division told me on multiple occasions that no Hawaii long-form, hospital-generated birth certificate existed for Senator Obama in the Hawaii Department of Health and there was no record that any such document had ever been on file in the Hawaii Department of Health or any other branch or department of the Hawaii government.”

That the same Senior officers “told me on multiple occasions that Hawaii State government officials had made inquiries about Sen. Obama's birth records to officials at Queens Medical Center and Kapi’olani Medical Center in Honolulu and that neither hospital had any record of Senator Obama having been born there ...”

“... I came to understand that for political reasons, various officials in the government of Hawaii, including then Governor Linda Lingle and various officials of the Hawaii Department of Health, including Dr. Chiyome Fukino, the director of the Hawaii Department of Health, were making representations that Senator Obama

Case 2:13-cv-01880-JLR Document 2 Filed 10/18/13 Page 15 of 50
was born in Hawaii, even though no government official in Hawaii could find a long-form birth certificate for Senator Obama that had been issued by a Hawaii hospital at the time of his birth.”

“During the course of my employment, I was told by senior officers in the City and County of Honolulu Elections Division to stop inquiring about Senator Obama's Hawaii birth records, even though it was common knowledge among my fellow employees that no Hawaii long-form, hospital-generated birth certificate existed for Senator Obama.”

22 As stated in Tim Adams affidavit, the previous Director of the Department of Health, Dr. Chiyome Fukino, (Exhibits 4 and 5) made two public releases. One on October 31, 2008 and the other on July 27, 2009. On the first she states: “Therefore, I as Director of Health for the State of Hawaii, along with the Registrar of Vital Statistics ... have personally seen and verified that the Hawaii State Department of Health has Sen. Obama’s original birth certificate on record in accordance with state policies and procedures.” These statements are in spite of the claim by Tim Adams that there was no evidence that a Certificate of Live Birth (COLB) ever existed in the Department of Health or in any Hawaiian hospital. It appears that a political decision was made in Hawaii to cover up the truth and fabricate whatever was necessary to permit Senator Obama to qualify to run for President. They willfully let a foreign agent become President of the United States.

The Problems for Senator Obama getting on the Hawaiian ballot in 2008.

23 As late as August 2008, two months before the election, the chairman of the Hawaiian Democratic Party, Brian Schatz, refused to sign and confirm the constitutional eligibility, using the correct legally required wording in the sworn Official Certification of Nomination (OCON) affirming that Senator Obama was qualified to serve as President under the provisions of the

Constitution. There was no evidence that form was filled with the Elections Board by August 27 or September 5 so the Elections Office could not put Senator Obama on the Hawaiian ballot. What happened was the National Democratic Party, headed by Congresswoman Nancy Pelosi, submitted two different worded OCONs to the Hawaiian Election Board to get Senator Obama on the Hawaiian ballot in time for the November election (Figure 9). The reason Schatz did not sign it is because the Obama Champaign could not produce real proof of citizenship necessary to be on the ballot. Keep in mind that Senator Obama's campaign had already released the short form birth certificate on June 12 2008, just a few months before, then why didn't Mr. Schatz accept the short form as proof of citizenship? I believe it is because what Senior Elections Clerk Mr. Tim Adams swore on his affidavit, namely that there was no legal birth certificate from the State of Hawaii, and that meant Senator Obama was born outside of the United States. It is most likely that Mr. Schatz also knew that Senator Obama was not born in Hawaii and therefore not a US citizen at all. The party certification then fell to the national chairperson of the Democratic Party, Congresswoman Pelosi, to certify Senator Obama or else he would never have appeared on the Hawaiian ballot.

DEMOCRATIC NATIONAL COMMITTEE

RECEIVED

AUG 29 2008

DC ELECTION COMM.

OFFICIAL CERTIFICATION OF NOMINATION

THIS IS TO CERTIFY that at the National Convention of the Democratic Party of the United States of America, held in Denver, Colorado on August 25 through 28, 2008, the following were duly nominated as candidates of said Party for President and Vice President of the United States respectively:

For President of the United States

Barack Obama
5046 South Greenwood Avenue
Chicago, Illinois 60615

For Vice President of the United States

Joe Biden
1209 Barley Mill Road
Wilmington, Delaware 19807


Nancy Pelosi
Nancy Pelosi
Chair, Democratic National
Convention

Alice Travis Gernsmond
Alice Travis Gernsmond
Secretary, Democratic National
Convention

City and County of Denver)

State of Colorado)

Subscribed and sworn to before me in the City and County of Denver, State of Colorado,
this 28 day of August, 2008.



Shalifa A. Williamson
Notary Public
September 16, 2011
Commission expiration date

Democratic Party Headquarters • 400 South Capitol Street, SE • Washington, DC, 20003 • (202) 462-4000 • Fax (202) 462-4174
Read for by the Democratic National Committee. Contributions to the Democratic National Committee are not tax deductible.
Visit our website at www.democrats.org

Figure 9. The DNC certifying Senator Barack Obama II, eligible to be their candidate for President and signed by Nancy Pelosi.

The April 27, 2011 News Conferences and Plausible Deniability.

24 There were two news conferences that took place on April 27, 2011. The first was a news conference for the press started at 8:48 a.m., about one and a half hours before President Obama gave his news conference. The first news conference was conducted by Press Secretary Mr. Jay Carney, the President's White House Counsel Mr. Robert Bauer and the President's Director of Communications Mr. Daniel Pfeiffer. The news conference established the chain of custody for the two Obama Certificates of Live Birth supposedly acquired, in person, at the Hawaii Department of Health office by Judith Corley the President's personal counsel at Perkins Coie, Seattle, Washington. It did not establish the chain of custody for the PDF birth certificate that

was later put up on the White House web site some time that morning. I do not know who created the PDF version, where it came from and who put it on the web site. Both points are very important in this case and the analysis I performed.

The Chain of Custody for the Reporters Copy

25 It was very important for our investigation to establish the chain of custody for the high resolution reporters' copy I acquired from 12newsnow.com, an ABC affiliate, who attended that news conference (Figure 10). The following is that chain of custody. The following are direct quoted from the 8:48 a.m. news conference (<http://www.whitehouse.gov/the-press-office/2011/04/27/press-gaggle-press-secretary-jay-carney-4272011>). I will quote excerpts from the transcript of that news conference that established the chain of custody.

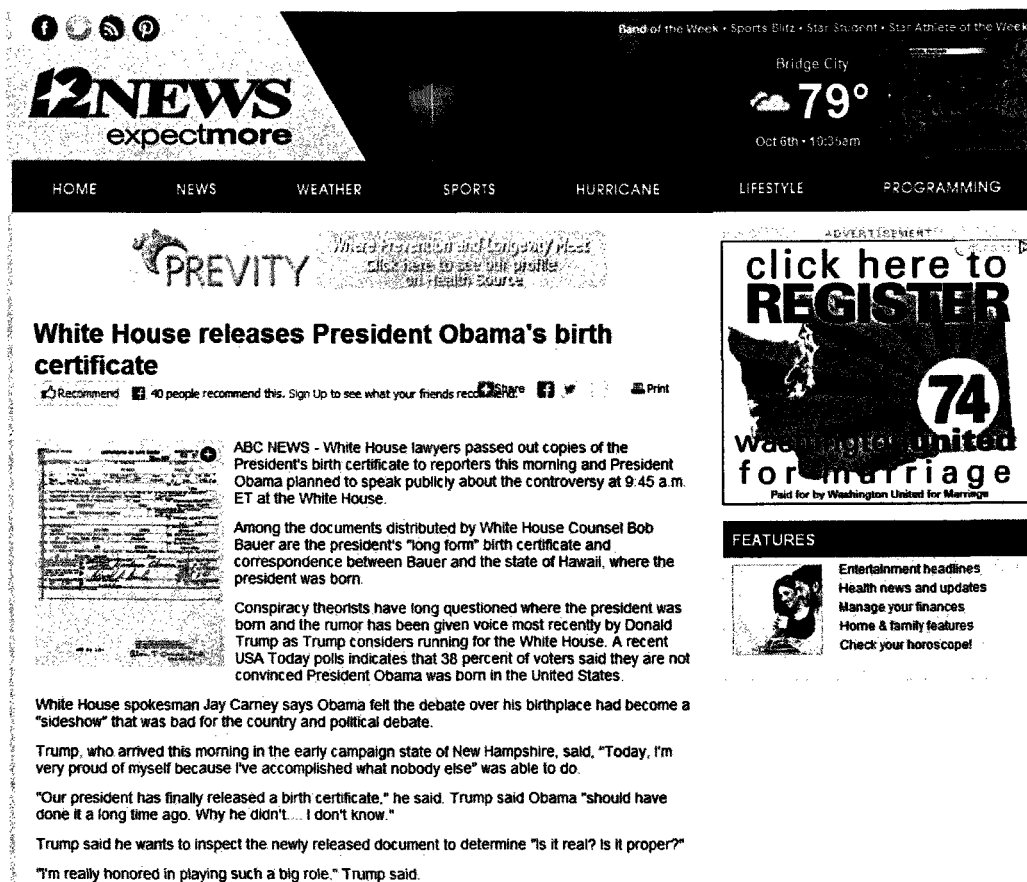


Figure 10. The 12news web page that had the link to the high resolution scan of the reporters handed out on April 27, 2011.

26 Robert Bauer, a former attorney at Perkins Coie, stated that a letter (Exhibit 6) was

Case 2:13-cv-01880-JLR Document 2 Filed 10/18/13 Page 19 of 50
addressed to the Director of Health, Loretta Fuddy on April 22, 2011 to request the Department to release two certified copies of Barack Obamas COLB and they were to be given to his attorney Ms. Judith Corley of Perkins Coie. The White House letter was electronically sent to the office of Perkins Coie (Exhibit 7), where Ms. Corley added a cover letter explaining she would personally go to Hawaii and pick up the two certified copies and bring them back to Washington DC. The following established the chain of custody:

MR. CARNEY: Good morning, everybody. You can read the paperwork we just handed out in a minute. Let me just get started. Thank you for coming this morning. I have with me today Dan Pfeiffer, the President's Director of Communications, as well as Bob Bauer, the President's White House Counsel, who will have a few things to say about the documents we handed to you today. And then we'll take your questions. I remind you this is off camera and only pen and pad, not for audio. And I give you Dan Pfeiffer.

MR. PFEIFFER: Thanks, Jay. What you have in front of you now is a packet of papers that includes the President's long-form birth certificate from the state of Hawaii, the original birth certificate that the President requested and we posted online in 2008, and then the correspondence between the President's counsel and the Hawaii State Department of Health that led to the release of those documents.

....

Q When you posted this did you post the other side of it where the signature is?

MR. PFEIFFER: Yes.

Q Because it is not here and that's been an issue.

MR. PFEIFFER: We posted both sides and when it was looked at it was looked at by — the fact checkers came to headquarters and actually examined the document we had. [The short form only]

That settled the issue. In recent weeks, the issue has risen again as some folks have begun raising a question about the original -- about the long-form birth certificate you now have in front of you. And Bob will explain why -- the extraordinary steps we had to take to receive that and the legal restraints that are in place there.

....

MR. BAUER: Early last week the decision was made to review the legal basis for seeking a waiver from the longstanding prohibition in the state Department of Health on releasing the long-form birth certificate. And so we undertook a legal analysis and determined a waiver request could be made that we had the grounds upon which to make that request.

And by Thursday of last week, I spoke to private counsel to the President and asked her to contact the State Department of Health and to have a conversation about any requirements, further requirements, that they thought we had to satisfy to lodge that waiver request. She had that conversation with the state Department of Health on Thursday — counsel in question is Judy Corley at the law firm of Perkins Coie, and you have a copy of the letter she subsequently sent to the department with the President's written request.

The department outlined the requirements for the President to make this request. He signed a letter making that request on Friday afternoon upon returning from the West Coast. And private counsel forwarded his written request — written, signed request — along with a letter from counsel, to the state Department of Health on Friday.

The department, as I understood it, after reviewing the law and reviewing the grounds asserted in the request, came to the conclusion that a waiver could be appropriately granted. We were advised that the long-form birth certificate could be copied and made available to us as early as Monday, April 25th -- the day before

Case 2:13-cv-01880-JLR Document 2 Filed 10/18/13 Page 21 of 50
yesterday. And we made arrangements for counsel to travel to Honolulu to pick it up and
it was returned to the White House yesterday afternoon.

...

MR. PFEIFFER: We'll be happy to take some questions.

Q I guess I just want to make sure that we're clear on this. Even though this one says
"certificate of live birth" on here, this is different than the other certificate of live birth
that we've seen?

MR. PFEIFFER: Yes. The second page there is the one that was posted on the Internet.

Q Okay.

MR. PFEIFFER: And that is a copy of the one that has been kept at the Hawaii
Department of Health.

Q Okay. And this is the one that would be referred to — that people have been asking
for that is the birth certificate?

MR. PFEIFFER: They are both — the second one is the birth certificate. The one on the
top is what is referred to as the long-form birth certificate. As you can see — and Bob can
walk you through it — it contains some additional information that is not on the second
page, which was the birth certificate which was released during the campaign.

If you could just explain the difference.

MR. BAUER: There's a difference between a certificate and a certification. The
certification is simply a verification of certain information that's in the original birth
certificate. The birth certificate, as you can see, has signatures at the bottom from the
attending physician, the local registrar, who essentially oversees the maintenance of the
records. It contains some additional information also — that is to say, the original birth
certificate — it contains some additional information like the ages of the parents,
birthplaces, residence, street address, the name of the hospital.

...

The core information that's required for legal purposes and that is put into the actual certification that's a computer-generated document, which we posted in 2008, that information is abstracted, if you will, from the original birth certificate, put into the computerized short-form certification, and made available to Hawaiian residents at their request.

So the long form, which is a certificate, has more information, but the short form has the information that's legally sufficient for all the relevant purposes.

Q This first one has never been released publicly, correct?

MR. BAUER: That's correct. It is in a bound volume in the records at the state Department of Health in Hawaii.

....

Q And this is going to sound — I mean, you can just anticipate what people are going to — remain unconvinced. They're going to say that this is just a photocopy of a piece of paper, you could have typed anything in there. **Will the actual certificate be on display or viewable at any -- (laughter.)**

Q Will the President be holding it?

MR. PFEIFFER: He will not, and I will not leave it here for him to do so. But it will — the State Department of Health in Hawaii will obviously attest that that is a — what they have on file. As Bob said, it's in a book in Hawaii.

MR. BAUER: And you'll see the letter from the director of the Health Department that states that she oversaw the copy and is attesting to —

Q But do you understand that this could quiet the conspiracy theorists?

MR. PFEIFFER: There will always be some selection of people who will believe something, and that's not the issue. The issue is that this is not a discussion that is just

happening among conspiracy theorists. It's happening here in this room; it's happening on all of the networks. And it's something that, as I said, every major political figure of both parties who's actually out trying to talk about real issues is asked about this by the media. And so the President decided to release this. And I'll leave it to others to decide whether there's still — there will be some who still have a different — have a conspiracy about this.

Q You've got two certified copies, according to this study. You have these physical —

MR. PFEIFFER: Yes. I showed you one. Just one.

Q You showed us a photocopy of one.

MR. PFEIFFER: No, I showed you —

Q Does that have a stamp?

MR. PFEIFFER: It has a seal on it.

.... End.

27 Mr. Bauer's quote established that he requested the acquisition of the Birth Certificate and that Ms. Corley was to go to Hawaii and pay for the two certificates. Loretta Fuddy, Director of the Department of Health, replied to the Presidents letter (Exhibit 8) by stating "I am making an exception to current departmental policy, which is to issue a computer-generated certified copy." What computer-generated means is the short form certification of the COLB that the Obama campaign displayed in June 2008 which was generated only from the database information keyed in at the Department of Health. What Certification means is that the Department of Health is certifying that they possess an original hospital generated Certificate of Live Birth. That is what they gave the Obama campaign back in 2008. Loretta Fuddy states in her letter something very important as to what we are seeing. **"I have witnessed the copying of**

the certificate and attest to the authenticity of these copies.” That means she personally witnessed the photocopying of the original paper form of Barack Obama’s alleged COLB onto the green security paper. [Emphasis added]

28 On the same day as the news conference Hawaiian Governor Neil Abercrombie sent out a news release (Exhibit 9) which stated: “On April 25, 2011, pursuant to President Obama’s request, Director Fuddy **personally witnessed the copying of the original Certificate of Live Birth** and attested to the authenticity of the two copies. Dr. Alvin Onaka, the State Registrar, certified the copies.” [Emphasis added] His letter is implicating Dr. Onaka personally put the round Department of Health seal and the registrar’s stamp on the two certificates. I will prove that no such department seal was ever on the COLB and the registrar’s stamp is a forgery.

29 What the Governor and Director Fuddy supposedly gave the President was a direct photocopy of the original COLB that is bound in the book (Figure 11). It did not come from the department’s document imaging system which contained black and white or grayscale Group4 Tiff images. The image shown at the April 27th announcement was supposedly the black and white photocopy image on the security paper from the copier. The curvature on the left-hand gutter of the page was supposed to have been caused by placing the book on the glass of the copier without removing the page from the post binder book.




Figure 11. The Registrar, Dr. Alvin Onaka, retrieving one of the books containing original birth certificates.

30 At this point, we are led to believe that the chain of custody went to Judith Corley, who

supposedly picked up the envelope on Monday from the Health Department office and then took a plane to Washington D.C. and delivered the two Certificates of Live Birth, with seals, to the White House by 5:00 p.m. on Tuesday. During the news conference Mr. Pfeiffer replied to a reporter's questions by stating "As Bob said, it arrived by plane—the President's personal counsel went to Hawaii and brought it back and we got it last night." That must have cost the President well over \$7,000 to pay for last minute airplane tickets and the lawyer's hourly time to make this delivery. All of this was totally unnecessary. The fee (\$14.00) could have been paid by wire transfer in one day, the letters could have been sent by e-mail or fax or even express mail. The UPS cost for picking up an envelope in Hawaii and delivering it by 8:30 a.m. the next day to Washington DC is only \$83.00. Keep in mind there was no rush in getting these forms. The only reason I could think of why a personal currier was sent is if the currier was delivering something valuable to people in Hawaii such as money for services rendered and you did not want any trail of the transfer of money. That is the only reason I can think of why Ms. Corley had to personally go to Hawaii.

31 At this point, the chain of custody transferred to Mr. Robert Bauer who had the two stamped and sealed COLBs. The White House communications staff made copies of the three letters and copied one of the Certificates and placed them into folders and gave them to the attending news reporters. I received the scan of the reporters' copy of the COLB from 12newsnow.com TV (Exhibit 10). This further verifies the chain of custody for the reporters copy and that Robert Bauer was in charge of the acquisition of the two COLBs from Hawaii.

Plausible Deniability

32 The news conference conducted by Daniel Pfeiffer and Robert Bower presented a classic case of plausible deniability because they were not going to let President Obama see the birth certificate that he just paid over \$7,000 to acquire and they made the point of saying that they were not going to leave it in the White House for the President to see it. When President Obama

did his news conference he never directly mentions the birth certificate that was presented a little over an hour before. He only mentions the Certification of Live Birth (the short form abstract) that was released in June of 2008. They set up a classic case of plausible deniability because they knew that what they were presenting was a forgery and they were defrauding the United States and its citizens. This was one of the reasons I got involved in the investigation. Other people at the 8:48 a.m. news conference also knew it was a forgery because they laughed after a news person said "Will the actual certificate be on display or viewable at any — (laughter.)" The Joke was evidently on us the American people.

The Involvement of General Electric, National Broadcasting Company and Savannah Guthrie. No evidence of a Hawaiian Department of Seal on the Obama COLB. The forth point of forgery.

33 The following is what I believe is the involvement in this forgery of General Electric, NBC and Savannah Guthrie. This is strictly my opinion after connecting the dots in this case. NBC is owned by General Electric. The Today Show is the property of the NBC network. GE Capital is a subsidiary of GE and was in bad financial shape in 2008 because of bad loans it made prior to the real estate crash in 2008. After making a deal with the Obama administration, it was allowed to get relief from Federal Deposit Insurance Corporation (FDIC) Temporary Liquidity Guarantee Program. It did it by selling its bad debt amounting to \$340 billion to the FDIC and paid a fee of only \$2.3 billion. This story was reported by Jeff Gerth and Brady Dennis, two reporters from the Washington Post, on June 29, 2009.

"At the same time, GE has avoided many of the restrictions facing other financial giants getting help from the government.

"The company did not initially qualify for the program, under which the government sought to unfreeze credit markets by guaranteeing debt sold by banking firms. But regulators soon loosened the eligibility requirements, in part because of behind-the-scenes appeals from GE.

". . . The government's actions have been "powerful and helpful" to the company,

34 So General Electric and GE Capital owed the Obama administration their business so when President Obama and his handlers knew they had to produce a forged birth certificate because Jerome Corsi’s book *Where’s the Birth Certificate?* was going to be released in early May 2011, the administration needed someone they could trust to say they examined the forgery and state publically that the round DOH seal was present on the COLB and the document looked legitimate. They needed someone the public would recognize and maybe even a lawyer who would have some credibility.

35 The last question asked at the morning news conference was by a reporter that could not see any seal on it and that is why Mr. Pfeiffer had to tell him that there was a Department of Health (DOH) seal on it. I will next prove there was no DOH round seal on the two documents delivered to the White House.

“Question: You showed us a photocopy of one.

MR. PFEIFFER: No, I showed you —

Q Does that have a stamp?

MR. PFEIFFER: It has a seal on it.”

36 I think what happened was an executive at GE talked to an executive at NBC and told them what they needed. That executive contacted the executive producer of The Today Show and told him they needed a little favor.

37 At that time Savanna Guthrie was the White House correspondent and the co-anchor of the MSNBC program *The Daily Rundown* (2008 to April 2011). Before then she was the legal analyst and correspondent for the network. Sometime after the 8:48 a.m. news conference, Savannah Guthrie was allowed by someone at the White House to examine the newly presented

Obama COLB. At that time we know of two pictures she took. Figure 12 show what she wrote on her Titter account and a video of her on MSNBC report that day. “I saw the certified copy of the long-form POTUS birth certificate today, felt the raised seal, snapped this pic.” On May 9th 2011, just twelve days after she did her little performance of examining Obama’s COLB, she had a new contract with NBC to become the co-host of the 9:00 a.m. NBC *Today Show*, which I am sure included a very large increase in her salary. On June 29, 2012 she was again promoted to co-host of *The Today Show*, which I am sure included another substantial increase in her salary.

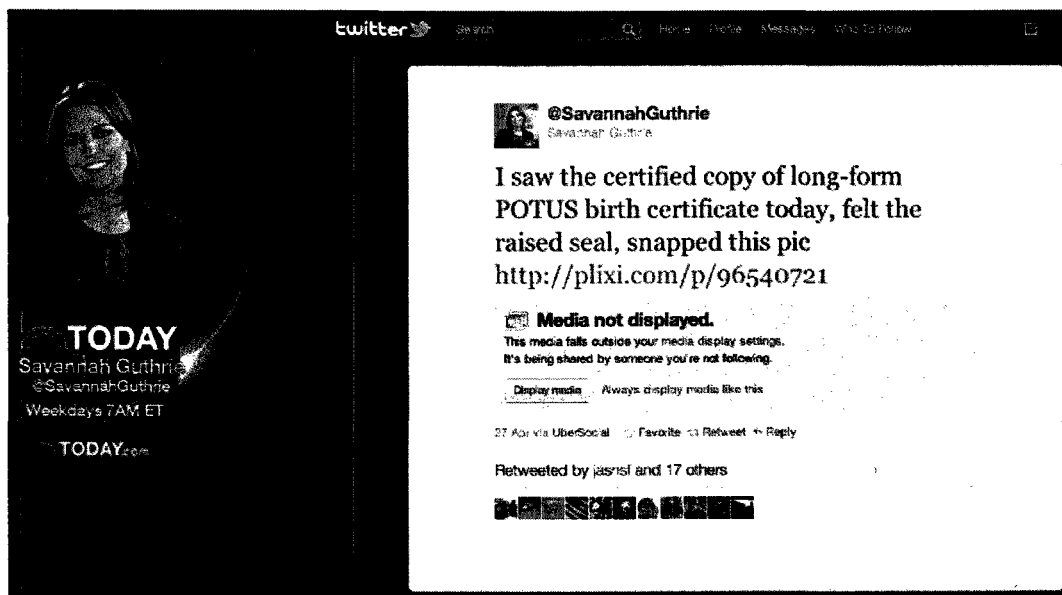


Figure 12. Savannah Guthrie stating that she felt a raised seal from the Hawaii DOH.

No evidence of a Department of Health Round Seal on the COLB, the forth point of forgery.

38 The Department of Health Seal of any type is not clearly visible on the Obama COLB. Figure 13 shows the area where the remnant of a round “seal” should be seen. On the left is the PDF from the White House web site and on the right is the picture taken by Savanna Guthrie, supposedly when she was inspecting the COLB and “feeling” the seal. You can barely see anything other than some lighter spots in a circle. Figure 14 shows the same two after I enhanced the color image so as to see the remnant of a round seal.




Figure 13. Latent image of the DOH seal on the PDF copy. On the right and Savannah Guthrie's copy both barely noticeable.




Figure 14. The PDF copy and Savannah Guthrie's copy after the enhanced color adjustment had been made so the "seal" becomes visible on both..

39 The only way I was able to see a remnant image of a seal was by changing the color saturation, brightness and contrast on both. Figure 15 shows the reporters copy and it shows nothing at all. That is why the reporter asked the question. I tried many combinations on the reporters copy trying to get the image to show up but nothing could be seen. That is very important and this is why. It proves there was no real embossed seal on the COLB certificate that supposedly came from Hawaii. The embossed seal is part of the paper because it puts holes and groves in the paper. It should not be only part of the image of the green paper. That means the latent image of the seal was only part of the image of the security paper and not part of the paper itself, in other words its not really there.

if stated above.

Date Accepted by Local Reg. 21. AUG - 8 1961	Signature of Local Registrar <i>[Handwritten Signature]</i> U. U. U.
---	--

Evidence for Delayed Filing or Alteration

Figure 15. Where the seal should be on the Reporters copy but nothing shows up.

40 As you remember the White House made copies from their copier and gave them to the reporters. Most copiers use a green light source. When copied the green color of the safety paper drops out. Exhibit 11 shows seven legitimate color DOH seals that can be clearly seen with minimal adjustment of brightness and contrast. The center and right middle two are from Mr. Obama's COLBs and you can clearly see the difference. On his COLBs there is only a latent image, but on the others you can clearly see the impression the embossing made to the paper. They came from long form COLBs and short form abstracts and you can visibly see an embossed seal on a certificate even a copy of a copy as shown in Exhibit 12 and you can still see the round seal clearly but you can't see it at all on the Obama copy.

41 Embossed seals damage the paper deliberately by tarring it in specific places thereby creating the pattern we call the seal. In this process it also damages the type and lines on the form. It can't help but doing that. You can see that in Exhibit 11 with the two examples on the top and bottom right and center. We should have seen this kind of distortion on the Obama COLB but we do not, which is just another indication that no embossed seal was ever on the Obama COLB. **This is the forth point of forgery** and proves that Savannah Guthrie never felt any embossed seal on the COLB she supposedly examined. It is also why the Mr. Pfeiffer and Robert Bauer did not let anyone else see the birth certificates they received from Hawaii which implicated them as being willing participants in the forgery and its presentation to the public.

The wrong form width proves their acquisition scenario false, the fifth point of forgery.

42 Paul and I had figured out the exact line length of the 1961 COLB forms measured from the bold vertical line on the left hand side to the end of the line on the right side. The original line length was 7-inches (504 points). The United State Treasury had made an agreement with the copier manufacturers to make sure their B&W and color copiers did not reproduce exactly 100% but slightly reduce the size horizontally and vertically by about 1-2%. I had received a copy of Virginia Sunahara's death certificate from the Hawaiian DOH and it had a line length of 6.875-inches which represents a 2% reduction, which is normal. The Governor and the director Fuddy wrote that Mr. Obama's COLB was a direct copy "of the original Certificate of Live Birth" and copied on a copying machine which had the green security paper in it. That means someone took the book containing supposedly Obama's COLB and copied the original paper copy and copied it onto the green security paper. The glaring problem is that the Obama COLB is 6.125-inches wide which represents a 12.5% reduction and that is not a standard reduction from a copying machine and there was no reason to reduce the size of the COLB. The reduced size was apparent on all three copies (the reporters, Savannah Guthrie's and the PDF copy). The forger made the COLB image width what microfilm copies would have been reduced to when printed out. What they showed does not agree with what they stated in the news release and Fuddy's letter (Exhibit 8). This is definite proof their whole story is not true. The size difference is a point of forgery. It also means the Department of Health is involved in the forgeries at a management level. I was surprised they would make such a big mistake. **This is the fifth point of forgery.**

Content Errors, the sixth point of forgery

43 The first content error is the age of the father stated as 25 years old found in form box 10. This is not true. Barack H. Obama Sr. was 27 years old at the time of the birth. Exhibits 13 and 14 show both his Certificate of Eligibility and entry control documents that clearly show he was born on June 18, 1934. That would make him 27 years old at the time Barack Husain Obama Jr. birth. I believe I know who the researcher was who collected the information (I reveal his

name in the sealed affidavit) which was put on the birth certificate but that person only went to the Harvard University records (Certificate of Eligibility Student forms) that stated he was born on June 18, 1936 (Exhibit 15). I wondered why the father lied on those forms. After researching the requirements to be classified as a foreign student I found the following requirements: 1. Students of high school or college range; 2. Age between 14 to 26 years; 3. Good academic level (overall GPA of at least a C), and a few others. The father lied on his eligibility form because he had to show he was 26 or under to get into Harvard as a foreign student. The lie of the alleged father had caught the son. **This is the sixth point of forgery** on the COLB.

44 The second content error is found in form box 9 "Race of Father" which states "African. The federal and state coding for race did not include that word. The proper word would have been "Negro" (Figure 16). This is found in the CDC, Department of Vital Statistics, Instruction Manual of 1961 lists the description of the races.

- 11 -

Race of child (column 32)

The codes for race of child are as follows:

White (includes Mexican, Puerto Rican, and all other Caucasian)-----	1
Negro-----	2
Indian (includes American and Alaskan Indians)---	3
Chinese-----	4
Japanese-----	5
Aleut-----	6
Eskimo-----	7
Filipino-----	8
Other nonwhite-----	9
Hawaiian-----	0
Part-Hawaiian-----	V

The code for this item is derived from the information given for race of parents. The race classification of each parent must be considered separately in coding the race of the child.

- (3) If the racial entry is "C," "Col.," "Black," "Brown," or "A.A.," "Afro-American," and the birthplace is the United States, consider the parent's race as Negro. If birthplace of parent is not in the United States, code as other nonwhite.

Figure 16. The various acceptable race classifications used in 1961 by the Department of Vital Statistics and Hawaii.

Recreating the 1961 Hawaiian Certificate of Live Birth

45 The first step in analyzing Mr. Obama's Certificate of Live Birth (COLB) was creating our own original COLB and go through the copying steps that the Hawaiian Department of Health and the White House said they did. This section will further prove that their scenario of copying the original Obama COLB is false.

46 Since Paul and I did not have access to an original COLB so Paul typeset our own Obama COLB for forensic testing (Exhibit 16). The typefaces used on the original 1961 form were Futura book and demi for the top titles and Cheltenham Book but it was typeset using hot metal type from a Linotype machine which does not exist anymore. The forger probably did not have a blank form nor could the Department of Health (DOH) find a 1960s vintage blank form available so their next choice would have been to scan or copy an original COLB and give it to the forger. This is what I will prove happened. Paul used the ITC photo type version of these typefaces but they are slightly different from the hot metal version. The ITC version uses thinner horizontal lines than the hot metal version. That will be the only difference you will see in our recreation.

47 There is one thing that is standard with all typewriter forms and that is the line spacing (also known as leading). All typewriter line spacing is based on picas. Single line spacing is one pica or 12 points and double spaced is two picas or 24 points. There are 72 points to an inch. So when you set up the form you have to make the lines on the form two picas apart so all the typist has to do is put the paper in, set the margins and the first line and start typing. So I knew the lines on the birth certificate had to be two picas apart and I figured out the line length was seven inches long. I used this basic information to resize horizontally and vertically all the birth certificates presented to us for examination including the ones found on the internet. After Paul typeset our birth certificate form we both used our own typewriters to type in the text using nylon ribbons like the old manual typewriters used. Elite type has an escapement of 6 points and Pica has 7.2 points. Mr. Obama's birth certificate was typed using the Elite typeface.

The appearance of the typewriter type is not what it should look like, the seventh point of forgery.

48 I printed out our completed blank form at 1200 dpi (dots per inch) because that most closely resembled a printed original. The next step was typing in all the text that was on the Mr. Obama COLB using the Elite typeface and a nylon ribbon just as the hospital did back in 1961, Figure 17 shows the top of our form and what the original should have looked like if copied flat. Figure 18 is a magnification showing the fuzzy appearance around the typewriter letters which are caused by the ribbon and that is normal and what we should see.

STATE OF HAWAII		CERTIFICATE OF LIVE BIRTH		DEPARTMENT OF HEALTH	
		FILE NUMBER 151		61 10641	
1a. Child's First Name (Type or print)		1b. Middle Name		1c. Last Name	
BARACK		HUSSEIN		OBAMA, II	
2. Sex	3. This Birth	4. If Twin or Triplet, Was Child Born	5a. Birth Date	Month Day Year	5b. Hour
Male	Single <input checked="" type="checkbox"/> Twin <input type="checkbox"/> Triplet <input type="checkbox"/>	1st <input type="checkbox"/> 2nd <input type="checkbox"/> 3rd <input type="checkbox"/>	August 4, 1961	7:24 P.M.	
6a. Place of Birth: City, Town or Rural Location				6b. Island	
Honolulu				Oahu	
6c. Name of Hospital or Institution (If not in hospital or institution, give street address)				6d. Is Place of Birth Inside City or Town Limits? If no, give judicial district	
Kapiolani Maternity & Gynecological Hospital				Yes <input checked="" type="checkbox"/> No <input type="checkbox"/>	
7a. Usual Residence of Mother: City, Town or Rural Location		7b. Island		7c. County and State or Foreign Country	
Honolulu		Oahu		Honolulu, Hawaii	

Figure 17. This is what the Obama COLB should have looked like copied flat from the original.

Single <input checked="" type="checkbox"/> Twin <input type="checkbox"/>	
6a. Place of Birth: City, Town or R Honolulu	
6c. Name of Hospital or Institution Kapiolani Maternity	
7a. Usual Residence of Mother: City,	

Figure 18. Close up look at the typewriter type. The speckle marks around the type is caused by the typewriter ribbon and that is normal.

Case 2:13-cv-01880-JLR Document 2 Filed 10/18/13 Page 35 of 50

49 The next step was copying our original onto the security paper using my Canon Copier which uses a 1200 dpi CCD for the camera. I copied our COLB by placing it in a soft-bound book the same size as the DOH has so I could duplicate the same curve on the left-hand edge of the form. I also copied it on a Konica-Minolta Bishub 501 (scans at 600 dpi, prints at 600 dpi), a Xerox WorkCentre 5745 (scans at 600 dpi, prints at 1200 dpi) and a Canon ImageRunner Advantage (scans at 600 dpi, prints at 1200 dpi). The appearance of the grayscale on the left hand edge is created by using a bitmap process called *diffusion dither bitmap* pattern and each copier manufacturer has their own proprietary algorithm program for producing it. Figure 19 gives you a close up of what that looks like from my Canon copier. I compared the other copier outputs and they looked about the same. What was so important about this test was that I immediately realized that the white halo around all the type and lines on Mr. Obama's COLB, the reporters copy, Savannah Guthrie's and the PDF copy, could not possible be caused by the copiers. The experiment proved the algorithm that creates the diffusing dither bitmap cannot produce the white halo at all. What causes the white halo will be explained later.



Figure 19. A diffusion dither to create the effect of a halftone on our COLB.

50 At this stage I should have the same resolution quality that the Presidents COLB displayed, but remember Paul and I only had at our disposal the reporters' copy that was a copy of a copy and that was in turn scanned and put onto the news medias' web page. The best copy I

found was from 12newsnow.com (Exhibit 10) and it was scanned at 600 dpi and saved at 300 dpi and then put on their web site. So my next step was scanning our copy of the copy at 600 and 300 dpi to see what matched. The 600 dpi matched the reporters copy because of the size of the pixels. Figures 20 is an enlargement of a small section of our COLB and Figure 21 is the 12newsnow.com enlargement of the same section both at the same enlargement and resolution. As you can clearly see the form type is near the same in density and quality on both, but still the reporters copy it is not as sharp in appearance which may indicate that the Department of Health gave the forger a paper copy of an original rather than a high resolution scan. In other words their image may have one more copying stage. The typewriter type quality is much different and cannot be ignored.

**tion (If not in hospital or institution, give street
nity & Gynecological Hospi
City, Town or Rural Location** | **7b.**

Figure 20. Our COLB at 600 dpi copy of a copy of our test COLB.

Honolulu
**on (If not in hospital or institution, give street
nity & Gynecological Hospi
ity, Town or Rural Location** | **7b. I**

Figure 21. 12newsnow.com at 600 dpi copy of a copy of the Obama COLB.

51 This test told us two important things. The first was that the forger was given one or more copies or scans of original paper birth certificates and the only one that would have them is the Hawaiian Department of Health. The form type quality is too good to have come from a

microfilm scan. The typewriter type did not look anything like what it should have been if it came from a copy of an original, so I had to perform another test. I had one of my service bureau customers microfilm our version of the COLB and then scan the finished microfilm both using binary (black & white) and grayscale and used the best resolution available in 2001. The test was done at different exposures. Figure 22 shows the black and white version and Figure 23 shows the grayscale sample. You can clearly see that the Cheltenham form type is no where near the quality that we see on the reporters' copy of Mr. Obama's COLB. The typewriter type on our grayscale COLB in Figure 23 still looks better than Mr. Obama's typewriter type. On Figure 28 and 29 I compared the type quality between our COLB after it was converted to a PDF and Mr. Obama's PDF of the COLB.

Honolulu

**6c. Name of Hospital or Institution (If not in hospital or
Kapiolani Maternity & Gynecolo**

7a. Usual Residence of Mother: City, Town or Rural Locat

Figure 22. Our sample COLB and scanned in binary or black and weight mode.

Honolulu

**6c. Name of Hospital or Institution (If not in hospital or
Kapiolani Maternity & Gynecolo**

**7a. Usual Residence of Mother: City, Town or Rural Local
Honolulu**

Figure 22. Our sample COLB from a microfilm copy and scanned in grayscale mode.

52 We have a printout of a scanned copy of Virginia Sunahara's death certificate (Figure 23). The typewriter type on her certificate looks better than Mr. Obama's.

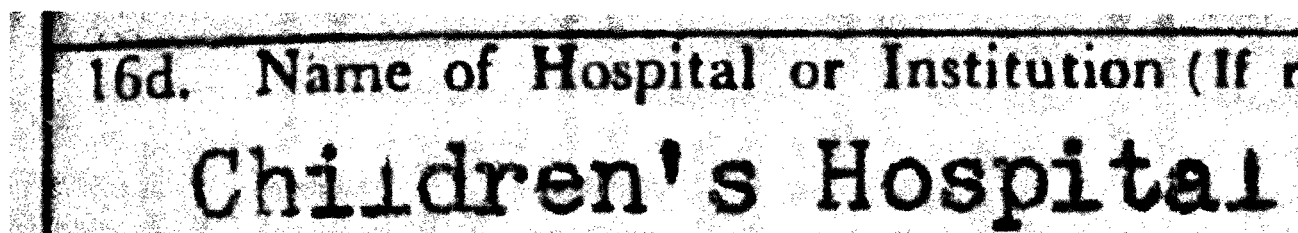


Figure 23. Text from Virginia Sunahara's death certificate which is a copy from a scan.

53 The reason Mr. Obama's typewriter type has holes in it and appear quite degraded compared to our COLB or Virginia's death certificate is because of a scanning process called thresholding. When you convert a grayscale image to a binary (black and white) image the program will ask you what thresholding setting you want. If a pixel is a light gray and the threshold setting was set too high, the conversion process will replace the gray pixel with a white pixel. It does not matter if the forger was working from microfilm or direct scanned copies; the results would be the same. Our conclusion is the forger must have used letters and whole words from microfilm and scanned copies of birth certificates and the wholes in the typewriter type are the results of the thresholding during the conversion process from grayscale to binary. The typewriter type appearance on the COLB is not what it should look like. It also shows that the forger received copies or scans from the Hawaiian Department of Health because they are the only ones that posses access to the original birth certificates.

54 You will also notice from the reporters copy in Figure 21 the green safety paper background disappeared, that is because most copiers use a green wavelength light source which will act as a dropout color. **The seventh point of forgery** is that the typewriter type appearance on the COLB, with holes and notches in the letters, are not what it should look like.


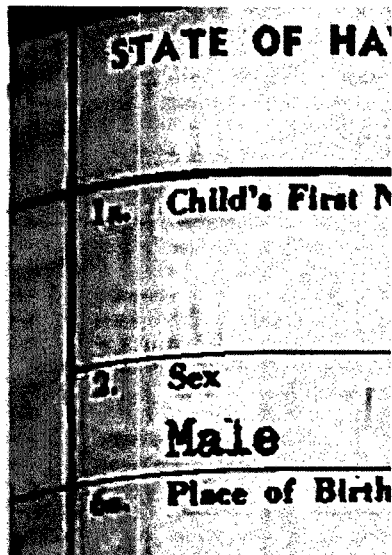
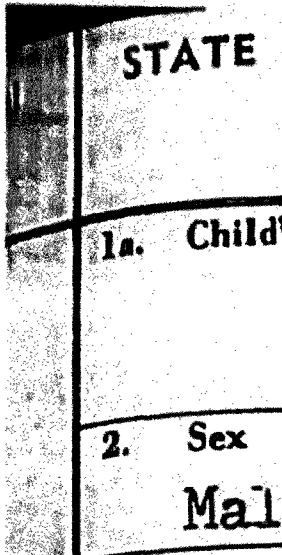


Figure 24. Reporters copy Figure 25. White House PDF copy. Figure 26. Savannah Guthrie's copy




Figure 27. Our COLB showing no white halo.

The use of Unsharp Mask, to create the white halo.

55 The next unusual item we noticed is the white halo around all of the type and lines on the Obama form. Figure 24 shows the upper left hand corner of the reporters' copy. Figure 25 is the White House PDF copy and Figure 26 is the picture Savannah Guthrie took. The first two clearly shows the white halo on both sides of the lines and the type. Even Savannah Guthrie's picture shows the faint white halo. Figure 19 and 27 shows our COLB but shows no halo around the type. The Obama COLB is the only birth certificate we have seen that shows the white halo.

56 The unsharp mask feature is found in Adobe Photoshop and Illustrator and what it does is sharpen up the type or images by removing a few pixels surrounding it and replacing it with a

white pixel. A graphic artist would use this feature if the edges of type were hazy or speckled and that is what I believe the forger did in this case with the fuzziness around the typewriter type caused by the ribbon and also just bad copies given to her.

6a.	Place of Birth: City, Town or Rural Location
	Honolulu
6c.	Name of Hospital or Institution (If not in hospital or institution,
	Kapiolani Maternity & Gynecological
7a.	Usual Residence of Mother: City, Town or Rural Location

Figure 28. Our recreated COLB PDF what the White House PDF should have looked like.

6a.	Place of Birth: City, Town or Rural Location
	Honolulu
6c.	Name of Hospital or Institution (If not in hospital or institution,
	Kapiolani Maternity & Gynecological
7a.	Usual Residence of Mother: City, Town or Rural Location

Figure 29. The White House COLB PDF clearly showing the white halo caused by unsharp mask feature in Photoshop and a color shift in the green security paper.

57 The Obama COLB should have looked like what our PDF version of the COLB which is Figure 28. Figure 29 is the same section but of Obama's COLB PDF. You can clearly see the white halo around all the type and lines on Obama's COLB. The file size of our optimized PDF version was only 371k and the Obama's COLB PDF was 376k.

The Forgers Deliverables

58 In order to understand the appearance of the white halo problem on all the Obama COLBs you have to think in terms of the deliverable the forger had to create and give to the Department of Health. The forger delivered four forgeries. The first one was a Certificate of Live Birth on white paper just like the hospital would have delivered to the Department of Health (DOH) back in 1961. The second deliverable was two 8½ by 11 inch printed finished COLBs

with the green security paper image already on the COLB along with the registrar's stamp and a latent image of the round DOH departmental seal. To be clear on this, the image of the COLB was not printed on legitimate security paper but was rather just an image of the security paper along with the COLB. The third deliverable was the PDF copy of the COLB which was done in haste. It was based on the finished product in stage two with major changes on the type quality from stage one. The fourth deliverable was another PDF copy done in June of 2012 for a legal case they had in Mississippi. The DOH lawyer was Mr. Tepper so I will call that PDF the Tepper document which will be covered at the end of the affidavit.

Unsharp Mask Feature and the White Halo and why it showed up on the second forgery deliverable.

59 The question is: Why is the white halo from unsharp mask on the second deliverable? Figure 30 is what our COLB looks like after I applied unsharp mask. Figure 31 shows the settings I used to match what the forger did comparing it to the same section of the COLB. There was no escaping the fact that unsharp mask was used on the Obama COLB. This is proof of computer manipulation of the Birth Certificate. The use of unsharp mask gives it away that the document was a computer generated forgery and the use of unsharp mask is proof of forgery.

6a.	Place of Birth: City, Town or Rural Location
	Honolulu
6c.	Name of Hospital or Institution (If not in hospital or institution,
	Kapiolani Maternity & Gynecological
7a.	Usual Residence of Mother: City, Town or Rural Location

Figure 30. Our COLB with unsharp mask applied to the image.

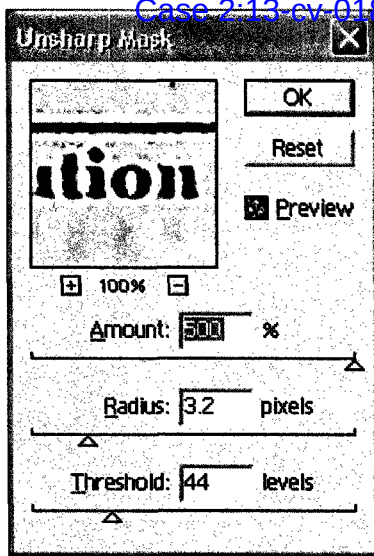


Figure 31. The settings used to create the unsharp mask displayed in Figure 25.

60 The reason why the forger used unsharp mask and why it is visible on the second deliverable was because the first deliverable was only to match a white hospital COLB form that the DOH gave to the hospitals to fill out after a birth had occurred. In that instance the white halo would never show up. What I believe happened is the original assumption was that the first forged deliverable form would have been used by the Registrar and just copied on their DOH copier onto the green security paper and then the Registrar would stamp it with his embossed metal signature stamp, date it and then apply the round DOH seal to it and then deliver it to Judith Corley. But that didn't happen. Evidently someone in the Registrar's office got cold feet and would not put the real stamp or the DOH round seal on it so the forger had to take her first deliverable with the white halo on it and transfer it to an image of the green security paper and then put a mocked-up Registrar stamp (with deliberate errors on it, which I will explain later) along with a faint image of some round seal and a date stamp. The image file I believe was printed on an 11 by 17-inch ink jet printer and then trimmed down to the finished 8.5 by 11-inch standard paper size. Since all three exhibits of the Obama COLB exhibit this white halo that would indicate all of them were produced from the same computer file and proves computer manipulation and origin of the COLB. Proof of computer manipulation to generate the COLB is **the eight point of forgery.**

Color Shift and the 150 DPI of the green security paper. This is the ninth point of forgery.

61 There is a color shift seen comparing our COLB (Figure 28) and the Obama PDF seen in Figure 29. There should not have been very much of a color shift between our copy and the White Hoses' copy because I used the exact same security paper. Most publishers use Adobe Acrobat to transmit a composed book or magazine to the printer because Adobe keeps all the color information the printer needs to accurately reproduce the pictures. A color shift difference can be caused by the forger calibrating her scanner different than the factory default settings, which are usually correct. The other reason for the color shift could be due to adjusting the color so the output on the color printer matched the same color of the security paper. This is what I believe has happened here. There is also a degraded appearance in the security papers design due to applying sharpening features and reducing the resolution of the green security paper down to 150 dpi. This is all evidence of computer manipulation and is **the ninth point of forgery**.

Creating a Grid to Analyze the Type and the Basic Standards for Typewriters

62 The function a typewriter does very well is placing a letter exactly in the same place every time as seen in Figure 32. There are two different typeface standards used in typewriters. The first is called *Elite* which measures 12 letters per inch and the other is called *Pica*, which are 10 characters to the inch. The typewriter letter spacing will always be the same even if one of the metal type arms is slightly bent, it will always hit in the same exact place every time. If a document has letters that are inconsistently place on the document that would indicate a cut and past job and indicating a forgery.



Figure 32. An example of exact even letter spacing, line spacing from a 1960s vintage typewriter.

63 I will be extensively referring to typographic terms to explain what I found so let's start out with the basic units of measure. I will be using the terms picas and points extensively. There are six picas to an inch and each pica is divided into 12 points. So there are 72 points to an inch. The spaces between lines are called leading. Typewriters use 1 or 2 picas for the line spacing. The width of a letter is called escapement and an Elite typeface has an escapement of six points and this is the typeface that was used on Obama's COLB. Exhibit 17 shows our COLB form and the Elite typeface from my typewriter fitting the six point grid from the beginning to the end of the line. Also notice each line of typewriter type rests on the grid lines as it should. I used the grid feature in Adobes' Photoshop program to place over the COLB and all the Obama copies but focusing on the reporters copy.

Typewriter line spacing is inconsistent, the tenth point of forgery.

64 Before the era of computers and laser printers, forms were designed with the typewriter in mind. First it will always have the same leading line after line. A single line space will always be one pica and double spaced will be two picas (24 points). So when form designers and typesetters created these typewriter forms, they had this in mind. Line spacing is accomplished by a typewriter by a notched gear at the end of the platen (Figure 33) so the leading is always consistent and becomes a standard to look for on a forgery if we see the typewriter leading change that will indicate a forgery if it cannot be logically explained.

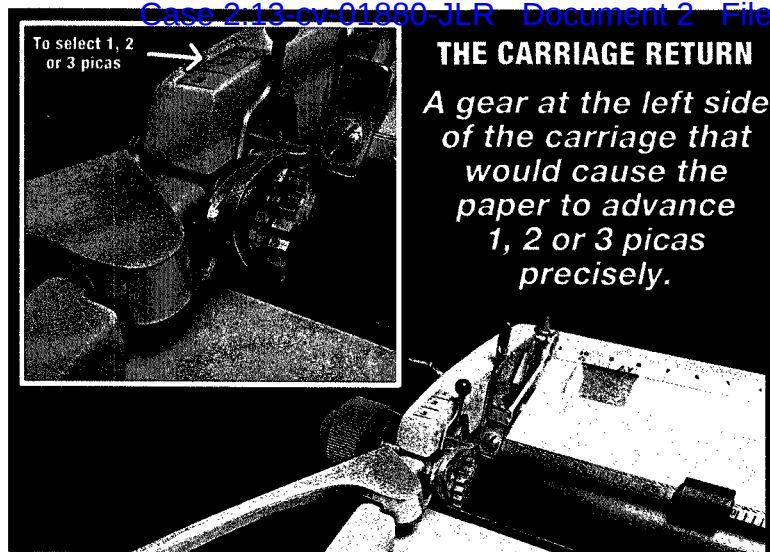


Figure 33. 1960s era manual typewriter showing how it creates the uniform line spacing.

65 The first task was deciding where to place the grid on Obama's COLB. The first line of type is Obamas' full name but it was six points more than the two pica spacing, but I could understand why. It was larger because box 1a has a height of three picas and the typist could have just started typing and only adjusted the next line after the name was typed in. So I ignored that leading problem because there was a good explanation. I set the grid to the type on the box 2 line (Figure 34).

2. Sex	3. This Birth	4. If
Male	Single <input checked="" type="checkbox"/> Twin <input type="checkbox"/> Triplet <input type="checkbox"/> 1st <input type="checkbox"/>	Wa
6a. Place of Birth: City, Town or Rural Location	Honolulu	
6c. Name of Hospital or Institution (If not in hospital or ins	Kapiolani Maternity & Gynecolog	
7a. Usual Residence of Mother: City, Town or Rural Location	Honolulu	

Figure 34. The left side of the first four lines of the Obama COLB showing leading problems from line 2 to box 7a.

66 As you can see by the next line the word Honolulu is one point above the baseline. By line 6c the name of the hospital is three points above the baseline. On the next line in box 7a the city is one point above the baseline. Figure 35 shows the right side of the same lines. The first line started out on the baseline but by the time it got to the month, day, year and time it was all off. August is one point above the baseline but the year and time is already one point below. The "X" on the box 6d line is one point below the baseline but the words just before it is three points above.

Month	Day	Year	5b. Hour
August	4,	1961	7:24 P.
6b. Island		Oahu	
6d. Is Place of Birth Inside City or Town Limits? If no, give judicial district	Yes <input checked="" type="checkbox"/> No <input type="checkbox"/>		
7c. County and State or Foreign Country	Honolulu, Hawaii		

Figure 35. The right side of the first four lines of the Obama COLB.

67 Figure 36 shows the next four lines of the form. You will notice line 7d is two points above the baseline even though the line above was on it. Lines eight and ten are at least consistent both being one point above the base line. When I examine the right side of the same lines in Figure 37 we see that by box 7e the "X" is one point below the baseline, a change of three points down. The type in box 8 Shown "BARACK" one point above the baseline but "HUSSEIN" starts creeping up to a little over 1.5 points. Box 9 "African" also does not match up to the type in box 8. There is no reason it should have changed. The type in boxes 12a and 12b display a one point difference with "University" on the baseline.

7d.	Street Address		
	6085 Kalanianaʻole Highway		
7f.	Mother's Mailing Address		
8.	Full Name of Father		
	BARACK	HUSSEIN	
10.	Age of Father	11. Birthplace (Island, State or Foreign Country)	12a.
	25	Kenya, East Africa	7

Figure 36. Right side of Obama's COLB showing lines 7d to 10 with inconsistent leading.

way	7e.	Is Residence Inside City or Town If no, give judicial district Yes <input checked="" type="checkbox"/> No <input type="checkbox"/>	
		7g. Is Residence on a Yes <input type="checkbox"/>	
		9. Race of Father African	
ry)	12a.	Usual Occupation	12b. Kind of Business
		Student	University

Figure 37. Inconsistent leading on right side for lines 7 to 12b.

68 The last typewriter lines are shown on Figure 38. Again you see inconsistencies between the three lines. They should all be the same leading but they are not. All of these leading variations are a very good indication that the document is a forgery and that the forger either did not know the basic features of a manual typewriter or just didn't think anyone would care about the line spacing. **This is the tenth point of forgery.**

10. Age of Father	11. Birthplace (Island, State or Foreign Country)	12a.
25	Kenya, East Africa	✓
13. Full Maiden Name of Mother		
STANLEY	ANN	
15. Age of Mother	16. Birthplace (Island, State or Foreign Country)	17a.
18	Wichita, Kansas	✓
I certify that the above stated		
18a. Signature of Parent or Other Int		

Figure 38. The left side of the last typewritten lines of the form.

Flush left margin type, the eleventh point of forgery.

69 All typewriters start the line at the set left-hand margin. When a typist hits the carriage return lever the carriage will stop at the left-hand margin every time. The problem with the Obama COLB is only three of the line starts at the left-hand margin and none of the three start at exactly at the same place. Figure 39 shows the left-hand margin of the Obama COLB showing that the first three lines do not mach up. Figure 40 shows a close-up without the empty lines. The word “Male” looks like it was placed on the form without consideration of using the grid but the other lines were. This is a big mistake the forger did because the rest of the lines more or less fit into the one pica grid, which should hold two letters. You can see that even using the excuse of the curved page does not explain what we are seeing because all the lines have about the same amount of curvature. Also notice the text from lines up just fine so the cure is not the reason why the work “Male” is too far to the left. Regarding the age “25” in box 10, I will assume the typist was trying to center the number in the box so I’ll say that is OK, but when we come to the next line why did the typist indent one spacebar?

2.	Sex	Male
6a.	Place of Birth	
6a.	Name of Hospital	Kapiolani
7a.	Usual Residence	
7d.	Street Address	
7f.	Mother's Mailing	
8.	Full Name of Father	BARACK
10.	Age of Father	25
13.	Full Maiden Name	STANLEY

2.	Sex	Male
6a.	Name of Hospital	Kapiolani
8.	Full Name of Father	BARACK
10.	Age of Father	25
13.	Full Maiden Name	STANLEY

Figure 39. Left hand margin of Obama's COLB. Figure 40. Close-up of Obama's COLB left hand margin.

70 I had acquired twelve other legitimate COLBs dated 1957 to 1967, which was the period that the Department of Health used this particular form. Figure 41 shows the left-hand margin of six of them. You will notice three of them are from the same Kapiolani hospital that supposedly Obama was born. Notice all these examples show the proper left-hand margin with the words lining up.

71 I found seven of the nine lines on the Obama birth certificate had words that were on the same baseline, but words on the same line did not align with the rest. This is also impossible for a typewriter unless the typist were to release the roller (platen) and adjust the position up or down manually. There would be no reason for a typist to do that in the middle of typing a line. You will also notice that all of them have consistent line spacing. The irregular line spacing on Mr. Obama's COLB proves forgery and shows that no typewriter did it. The Obama COLB most

likely was created as a result of the letters being positioned by eye on a computer monitor using Adobe Photoshop.

PAU		PAITH		PAITH		PAITH		PAITH	
2. Sex Male	2. Sex Male	2. Sex Male	2. Sex Female	2. Sex Female	2. Sex Male	2. Sex Male	2. Sex Male	2. Sex Male	2. Sex Male
6a. Place of Nan	6a. Place of Nan	6a. Place of Nan	6a. Place of Wahia	6a. Place of Kaunakal	6a. Place of Wahia	6a. Place of Kaunakal	6a. Place of Wahia	6a. Place of Kaunakal	6a. Place of Wahia
6c. Name of Kapiol	6c. Name of Kapiol	6c. Name of Kapiol	6c. Name of Wahia	6c. Name of Kaunakal	6c. Name of Wahia	6c. Name of Kaunakal	6c. Name of Wahia	6c. Name of Kaunakal	6c. Name of Wahia
7a. Usual Res Nan	7a. Usual Res Nan	7a. Usual Res Nan	7a. Usual Res Wahia	7a. Usual Res Kaunakal	7a. Usual Res Wahia	7a. Usual Res Kaunakal	7a. Usual Res Wahia	7a. Usual Res Kaunakal	7a. Usual Res Wahia
7d. Street Add 89-	7d. Street Add 89-	7d. Street Add 89-	7d. Street Add Wahia	7d. Street Add Kaunakal	7d. Street Add Wahia	7d. Street Add Kaunakal	7d. Street Add Wahia	7d. Street Add Kaunakal	7d. Street Add Wahia
7f. Mother's 89-	7f. Mother's 89-	7f. Mother's 89-	7f. Mother's Wahia	7f. Mother's Kaunakal	7f. Mother's Wahia	7f. Mother's Kaunakal	7f. Mother's Wahia	7f. Mother's Kaunakal	7f. Mother's Wahia
8. Full Name LEO	8. Full Name LEO	8. Full Name LEO	8. Full Name George	8. Full Name Patrick	8. Full Name George	8. Full Name Patrick	8. Full Name George	8. Full Name Patrick	8. Full Name George
10. Age of F 40	10. Age of F 40	10. Age of F 40	10. Age of F 13	10. Age of F 34	10. Age of F 13	10. Age of F 34	10. Age of F 13	10. Age of F 34	10. Age of F 13
13. Full Name KAT	13. Full Name KAT	13. Full Name KAT	13. Full Name Maria	13. Full Name Henriet	13. Full Name Maria	13. Full Name Henriet	13. Full Name Maria	13. Full Name Henriet	13. Full Name Maria
15. Age of M 26	15. Age of M 26	15. Age of M 26	15. Age of M 34	15. Age of M 32	15. Age of M 34	15. Age of M 32	15. Age of M 34	15. Age of M 32	15. Age of M 34

Figure 41. Six other COLBs from the same period of time all with proper left-hand margins.

72 Of the twelve legitimate COLBs I acquired from Hawaii none of them illustrated the same left-hand margin inconsistencies as Mr. Obama's COLB does. **This is the eleventh point of forgery.**

Dancing Type, lower case letter found above the baseline, the twelfth point of forgery

73 Paul and I noticed that some lower case letters were not on the baseline and some capital letters were above the baseline so he did an experiment. The test involved applying different pressures on the shift key used to go from lower case to upper case (Figure 42). The way it works is the entire mechanism holding the keys moves down when the shift key is held down causing the cap letter to strike in place of the lower case letter because both characters are on the same key and type arm. This test established that lower case letters can only go below the baseline and the capital letters can only go above the baseline.

iiiiiii:ttt:++:..- - - - - I I I I I I I

Every time I typed on the "I" key I pushed the shift key down a little more until the lower case "i" faded out and the cap "I" came down a little more. This established that a lower case letter can only be below the baseline and a cap letter can only be above the baseline.

Figure 42. Shift key test showing that lower case letters can only go below the baseline.

Maternity
f Mother: City, Ton

Hospital

Figure 43. Examples of lower case letters above the base line on the Obama COLB.

East Africa 18

Figure 44. Examples of lower case letters above the base line on the Obama COLB.

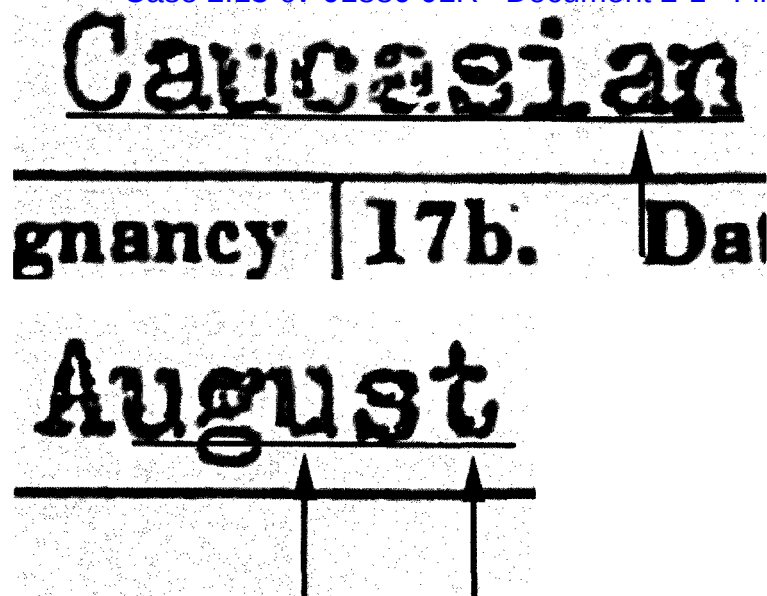


Figure 45. More examples of letters above the baseline that should not be.

74 If the typist does not press the shift key down completely before the letter is struck the result would be a capital letter a bit higher than the baseline of the word. Also less common would be when a letter was typed before the shift key was fully released that would cause the following lower case letter to be lower than the baseline. Once Paul had established that rule we both decided to check the baselines of everything on the certificate to see if any cap letters were below the baseline of a word and if any lower case letter was above the baseline of a word. Figures 43, 44 and 45 show nine lower-case letters marked with arrows that were above the baseline of the words. This by itself proves forgery because that is absolutely impossible for any manual typewriter to do that because the mechanism does not allow it. **This is the twelfth point of forgery.** I found no caps that were lower than the baseline.

Word spacing problems, the thirteenth point of forgery.

75 A typewriter will place letters in exactly the same place (escapement) every time because there are mechanical stops that are spaced every six points apart the entire length of the carriage. The tab set and the space bar uses these stops to know where to start the next letter or word. That means if you start a typed line the letters and words have to be located at one of those stops. If you find that words at the beginning of a line are not fitting in the six point grid with words at the

Case 2:13-cv-01880-JLR Document 2-1 Filed 10/18/13 Page 3 of 22

end of the line then it means the document is a forgery, if an alternate explanation cannot be found. I have found no alternate explanation for this spacing problem on Obama's COLB.

76 The Obama COLB did not fit the six point grid when the form was correctly sized to actual (Exhibit 18). Both of us tried but could not do it. If I set the grid to the type on the left hand side I could get the vertical type to line up but past that the type was progressively getting shorter. Figure 46 shows you a small section of the problem I was facing.

6a. Place of Birth: City, Town or Rural Location		Honolulu	
6c. Name of Hospital or Institution (If not in hospital or institution, give street address)			
Kapiolani Maternity & Gynecological Hospital			
7a. Usual Residence of Mother: City, Town or Rural Location		7b. Island	
Honolulu		Oahu	
7d. Street Address			
6085 Kalaniana'ole Highway			

Figure 46. A six point grid showing the type being slightly compressed and not fitting the grid.

77 I had ample legitimate samples of microfilmed birth certificates from other people which I had sized and the letters fit the grid perfectly and some from the same hospital that most likely used the same typewriter. Figure 47 is some lines from a 1960 COLB from a different hospital in Hawaii. You will notice that all the words from the beginning of the line to the end fit within the six point grid.

6a. Place of Birth: City, Town or Rural Location		6b. Island	
Honolulu		Oahu	
6c. Name of Hospital or Institution (If not in hospital or institution, give street address)		6d. Is Place of Birth inside City or Town Limits? If no, give judicial district: Yes <input checked="" type="checkbox"/> No <input type="checkbox"/>	
Kaiser Foundation Hospital			
7a. Usual Residence of Mother: City, Town or Rural Location		7b. Island	
Kailua		Oahu	
7d. Street Address		7e. County and State or Foreign Country Honolulu, Hawaii	
772 Iana Street		7f. Is Residence inside City or Town Limits? If no, give judicial district: Yes <input checked="" type="checkbox"/> No <input type="checkbox"/>	

Figure 47. A 1960 Hawaiian COLB with the words on the entire line fitting within the grid.

78 The next step was expanding the line width until I found what width made the type fit the grid. I had to expand the width to 521 points (7.2-inches) to make the text and letters on the left side and the right side fit the grid (Figure 48). The problem was that the words in the middle did

not fit. They stretched too far to the right. The next question is why is this so badly sized? There could be two explanations for this problem. The first being the forger could have been fooled by the sizing of the microfilm copies and did not figure out the correct line length of the form. The forger may not have cared and thought no one would notice. The other explanation is if the forger was working with a smaller monitor and when she moved from the left side of the form to the right side she accidentally moved the image off the grid a few points and didn't notice it. This kind of mistake is easy to do. These are the only explanations I can envision why the type doesn't fit the grid along the entire line. The miss alignment starts past two inches from the left that would not fit the grid. At this point it is not necessary for me to go through each line of the form; the errors seen on Figure 48 and Exhibit 18 are self evident.

2. Sex	3. This Birth	4. If Twin or Triplets	5a. Birth Date	Month	Day	Year	5b. Hour
Male	Single <input checked="" type="checkbox"/> Twin <input type="checkbox"/> Triplet <input type="checkbox"/>	1st <input type="checkbox"/> 2nd <input type="checkbox"/> 3rd <input type="checkbox"/>	August	4	1961	7:24 P.	
6a. Place of Birth: City, Town or Rural Location	Honolulu		6b. Island	Oahu			
6c. Name of Hospital or Institution (If not in hospital or institution, give street address)	Kapiolani Maternity & Gynecological Hospital		6d. Is Place of Birth Inside City or Town Limits?	Yes <input checked="" type="checkbox"/> No <input type="checkbox"/>			
7a. Usual Residence of Mother: City, Town or Rural Location	Honolulu		7b. Island	Oahu		7c. County and State or Foreign Country	
6085 Kalanienanale Highway			Honolulu, Hawaii		7e. Is Residence Inside City or Town Limits?		
Mother's Mailing Address			Honolulu, Hawaii		Yes <input checked="" type="checkbox"/> No <input type="checkbox"/>		
8. Full Name of Father			9. Race of Father		12b. Kind of Business or Industry		
BARACK HUSSEIN OBAMA			African		University		
10. Age of Father	11. Birthplace (Island, State or Foreign Country)	12a. Usual Occupation	14. Race of Mother				
25	Kenya, East Africa	Student	Caucasian				
13. Full Maiden Name of Mother			17a. Type of Occupation Outside Home During Pregnancy				
STANLEY ANN DUNHAM			None				
15. Age of Mother	16. Birthplace (Island, State or Foreign Country)	17b. Date Last Went					
18	Kenya						

Figure 48. The Obama COLB stretched to 221 points so the left and right words fit the grid but the middle words do not.

79 Another example proving our conclusion is whole words that the forger did not have to piece together, common words like "Honolulu" and "Gynecological" that were on other COLBs. Figure 49 and 50 are some examples from the 504 point correct adjusted reporters copy. As you can see these words do not fit the grid and are slightly compressed, but after expanding the line to 521 points these words fit the grid. You will also notice that number 3 "Honolulu" has

different letter spacing for the “o” and the “lu” than the other two. A form that was typed with a single typewriter cannot have two different letter spacing on the same repeated word. This is a further indication that #3 was hand pasted together. A definite proof of forgery.




Figure 49. Form sized to 504 points but the last few letters start moving to the left.

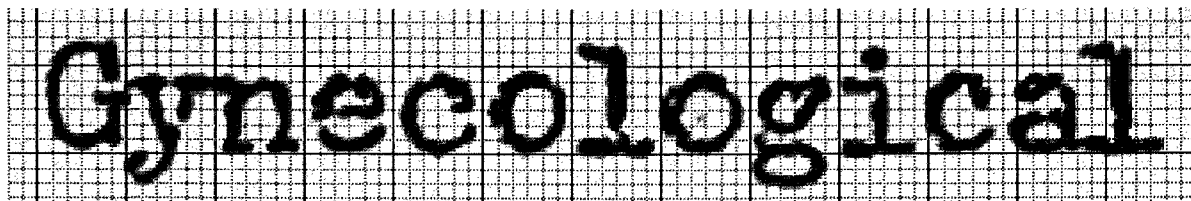


Figure 50. Form sized to 504 points but the last few letters start moving to the left.

80 Figure 51 shows all the typewriter words on the form. You will notice that some of the words fit the grid and other do not, thus indicating that there is nothing wrong with the grid size in relation to the form but that some of the words were sized wrong when the forger placed them on the form.



Figure 51. All the form words placed in a 6 point grid. Some words and letters fit and some do not.

The Problem with Punctuation, the fourteenth point of forgery.

81 The forger also misplaced commas and the “X” in some of the boxes. Figure 52 show the spacing of all the commas and Figure 53 shows the problem with the “X” boxes.

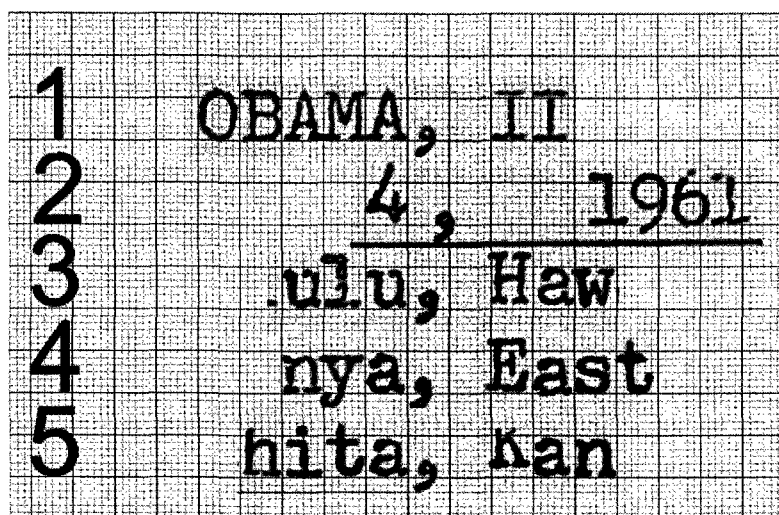


Figure 52. Punctuation problems with only #1, 3 and 5 are in the same location, numbers 2 and 4 are not.




Male	Single <input checked="" type="checkbox"/>
Hospital	If no, 1
	Yes <input checked="" type="checkbox"/>
Highway	If no, 1
	Yes <input checked="" type="checkbox"/>

Figure 53. The "X" on line one does not fit within the grid.

82 Typewriter word spacing is so basic to forensic examination and testing that this word spacing problem alone renders Mr. Obama's birth certificate a bad forgery. **The punctuation error is the fourteenth point of forgery.**

Kerning of Letters, the fifteenth point of forgery.

83 The term *kerning* means to bring together two letters that would appear to far apart if set without kerning. Typesetters would do this with letter combinations such as TA, To and LT, etc. The point being manual typewriters cannot do kerning. The only way it can appear is if a key is bent to the right or left and appears to have been kerned next to another letter. The following examples in Figure 54 show type that are kerned or touching, which they should not be. For all of these letters I examined all of their occurrence on the form, including the corresponding capital letters, and found they were not bent keys.



yn aw ay tu ny an ty Gyn

Figure 54. Kerned or touching letters.

84 What this again indicates is that the forger hand placed letters to build words but did not pay much attention to the placement of the letters within a grid. **This is the fifteenth point of forgery.**

Letter Spacing, the sixteenth point of forgery.

85 We refer you to Figure 32 which shows part of a page of lower case letters showing that a typewriter will place letters always in the exact same location every time. Paul and I both did the letter spacing analysis and found ample proof that the letters in most of the non-common words were pasted together, commonly known as a “cut and past job” even though nothing is actually being physically cut. Its all done in Photoshop. Figure 55 shows a column of “a” with a single grid box so you can see how the letters changes placement from one “a” to another. This is further proof of hand placement of letters.

86 I decided to stack some of the letters with the words containing them and place them in the six point grid so you can see that various letter placements in relationship with the whole word. Figure 56 shows the letter “a”, Figure 57 displays the letter “c”, Figure 58 shows the letter “e” and Figure 59 shows the letter “l”. I set the six point grid to the first letter in the word.

Figure 56, “a” stacked vertically

Figure 56. The stacked “a” shows variations of where it was placed but it did not matte when in the word.



Maternity
Gynecological
Kalaniana'ole
Kenya,
Student
University
Ncne

Figure 57, "c" stacked vertically shows variations of where it was placed.

Figure 58. "e" stacked vertically shows variations of where it was placed.

Honolulu
Kapiolani
Gynecological
Hospital
Honolulu
Honolulu
Kalaniana'ole

Figure 59. The stacked "l" shows variations of where it was placed and different fonts for the same letter.

87 The next analysis I performed was to compare two letter combinations to see if they were consistent. Figure 60 shows seven such letter pairs and they all seem to have different spacing. You will also notice that we are looking at multiple fonts for the same letter, which of course is impossible on a typed form unless it was a cut and pasted from more than one form and different

typewriters. The common words copied to the COLB had no such letter spacing problems and were consistent. A typewriter does not have a mind of its own to decide which words it will randomly space letters and on others which it won't.

88 It is assumed that a major hospital in a major city that might do over seven births in a day would have a faulty typewriter and not fix it or replace it immediately.

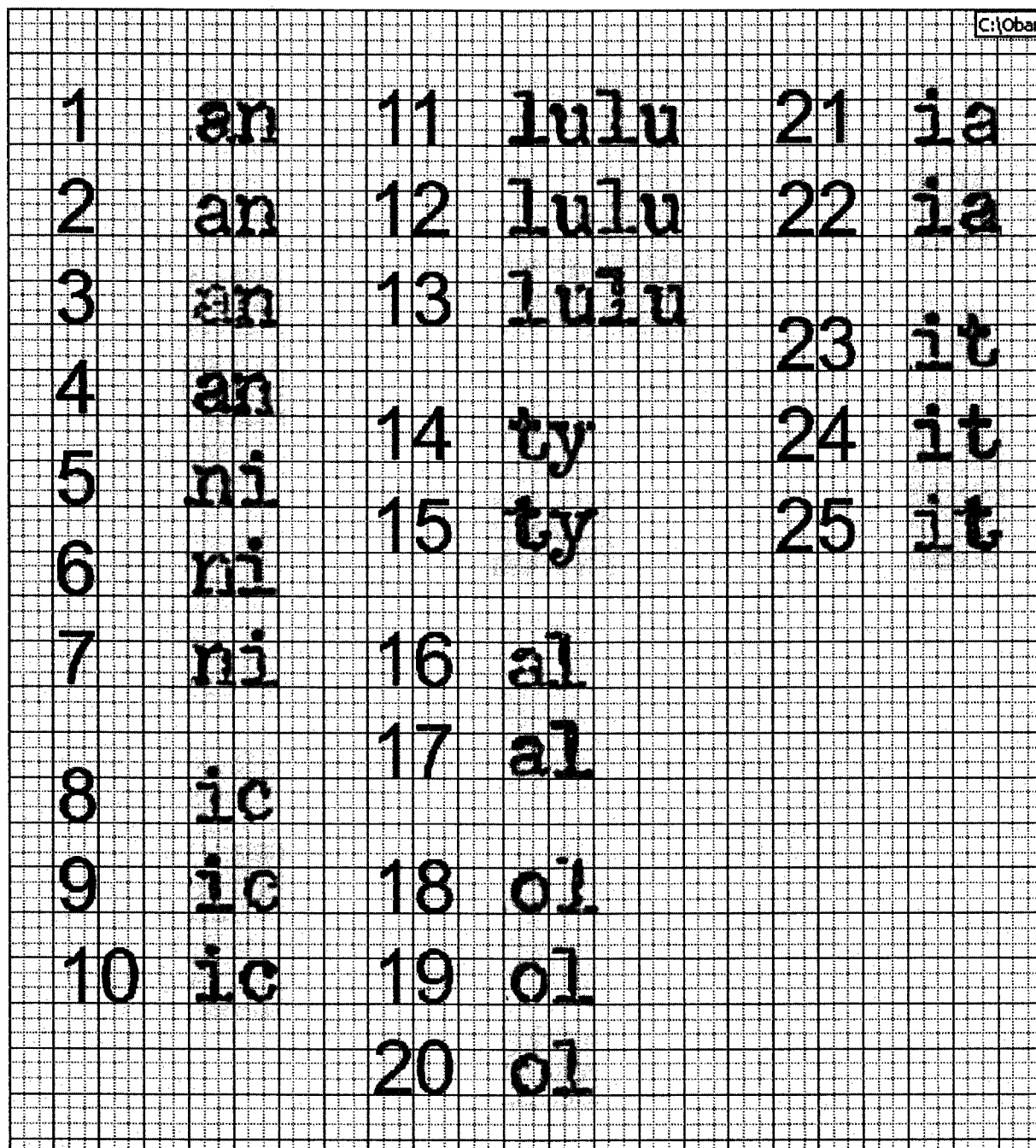


Figure 60. Nine letter pairs showing different letter spacing and multiple fonts for the same letter.

89 My results show that letter spacing throughout the entire document is the result of a cut

and past job except for some very common words that were lifted from other COLBs. Letter spacing errors are **the sixteenth point of forgery.**

Multiple Type Faces, the seventeenth point of forgery.

90 A typewritten document will only have one typeface and size displayed on it. If an examiner finds two or more different typefaces or sizes for the same letter it is a clear sign the document had been forged. This section will show the different letter designs I found on the Obama COLB, further proving it is a forgery and obviously should never happen. Some of the type was taller and some wider than normal elite typeface so those must have been pica typefaces. Either the forger did not know the difference or was working with a condensed microfilm copy and didn't see the difference. I have proven earlier that the forger was using copies from other microfilm COLBs but didn't size the form correctly.

91 I am sure the forger took letters and whole words from other COLBs but the forger did not think that different hospitals used different typewriters that would have different type fonts.

92 The reason different typewriter manufacturers created their own typeface designs were so they did not have to pay royalties to another company. Many times the design change was very slight but as long as they changed it a little they do not have to pay royalties. Sometimes I saw the design change was very slight but as typographers we both noticed the difference. Because I was also working from degraded images of the type I was very forgiving and if the difference could be explained, I passed on it. I made my observations by enlarging the images within Adobe Photoshop.

93 Figure 61 shows two different capital "H" in the document. The Letter "H" shows up nine times. #1, 3, and 4 are slightly slanted to the right indicating a bent arm in the typewriter. The rest of the "H"s are normal.

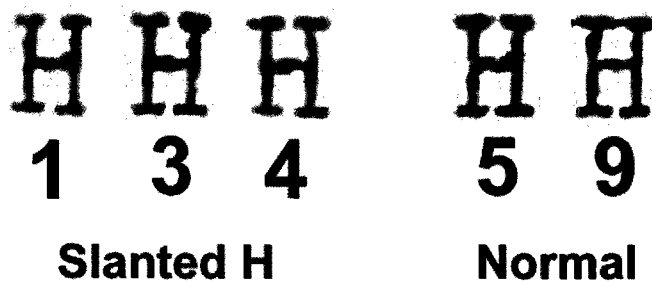


Figure 61. Two different "H" typefaces, one with a bent slanted H.

94 Figure 62 shows sixteen different fonts with two or more different typefaces or sizes. Some of these differences are very slight and some are very noticeable. Sometimes the difference is only the serifs at the end of the letter and other times it is a complete redraw. The result being I found sixteen examples of different letter designs used on the same form using the reporters' handout copy. The letter "W" is much wider than the rest and does not fit in the six point grid. It could have come from a pica typewriter and not elite. This is a separate point of evidence of forgery.




Figure 62. Examples of two different typefaces or sizes for the same font.

95 Figure 63 shows an example of rotated type. This is a very special case and you will find out why the forger rotated the "e" in "Male" 6.7% in box 2. All the other lower case "e" are normal. This is an obvious sign of a forged document but there is a reason the forger did it and is explained in the sealed affidavit.

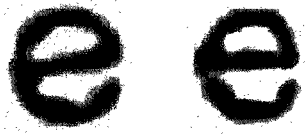
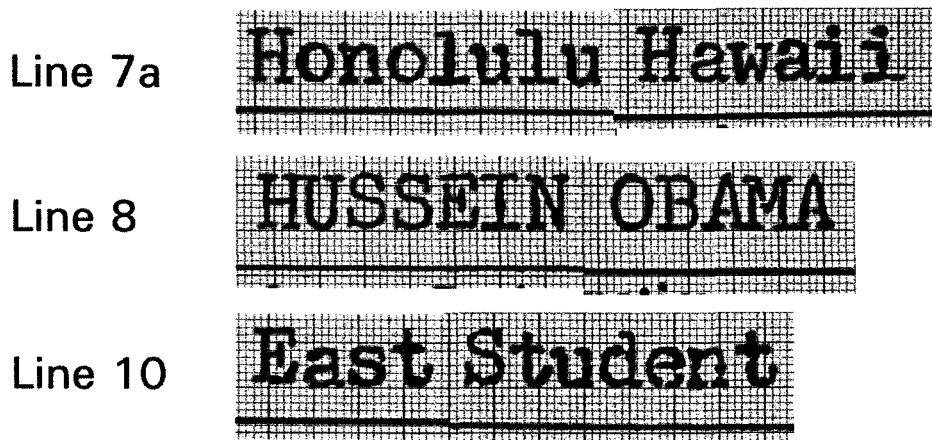


Figure 63. The “e” on the left was rotated 6.7% deliberately.

96 Finding sixteen different typewriter fonts or size differences on the same form is of course impossible if only one typewriter is used. To find this on any document only means one thing, this document is a forgery. **This is the seventeenth point of forgery.**

Miss Alignment of type baseline to the forms lines, the eighteenth point of forgery.

97 The next point of forgery is caused by the fact that the form was not perfectly flat on the glass then the forger scanned it so some of the lines are slightly curved up on the left-hand side starting from box line 7a down to about box line 13. The difference is only about 1.5 points overall. The problem is that the typewriter line is straight but the form line below slightly curves down so we see a half to one point difference where there should be no difference. Figure 64 shows the difference in the three lines. What we should be seeing is the typewriter line following any curves in the paper as we do on the left-hand top edge of the form. I did not go to the end of lines 8 and 10 because that type was already not pasted down on the same baseline as the left side of the form so I used type in the middle where the difference was not as great but was still noticeable. **This is the eighteenth point of forgery.**



The Registrar's Stamp, the nineteenth point of forgery.

98 Both the Registrar's stamp and the DOH seal are made of metal. The Registrar's stamp is not a rubber stamp or a self inking stamp commonly available.

99 State and Federal statutes make it a crime to forge or alter the birth identification number (the State File Number), the registrar stamp or the Department of Health round embossed seal. Altering any one of these or forging one is a federal crime under subsection Title 18, section 506 (a)(3).

100 After I resized all three copies of Barack Obama's COLB to the correct actual size I noticed that the date and the Registrar's stamps appeared to be in exactly same place (Exhibit 19). When I finally got original COLBs I immediately saw that both the registrar and date stamps are two separate embossed stamps and there was no chance of two COLBs having these two hand embossed stamps in exactly the same location. I had multiple originals and copies of these certificates and no two were exactly the same. I then created a clear overlay from the Exhibits and saw that the line spacing was the same on all three. From this study it became obvious that all of Obama's COLB copies came from a common origin. The white halo around all the type on the registrar's stamp should also not be on a photocopy. Another cause for suspicion is that the date stamp and the registrar stamp are both too straight on the paper and there is no good reason why it should be that way. These are two hand stamped elements and there is no reason they should be made straight. None of the other originals and copies of COLBs were like that. That is an indication that they were manually placed in Photoshop and made straight.

Errors on the Registrar's Stamp

101 Figure 65 shows the Registrar's stamp on the PDF copy and the reporters copy. I have also included an enlargement of the "TXE" error. As I mentioned the Registrar's stamp is a metal embossing stamp and we can assume was produced by a professional stamping company that

makes seals. The seal is first typeset and would not have any line spacing or poorly made letters on it before it would be cast in metal. I found the following errors on the Registrar's stamp that should not be there but was put there deliberately and the reason will be explained in the sealed affidavit.

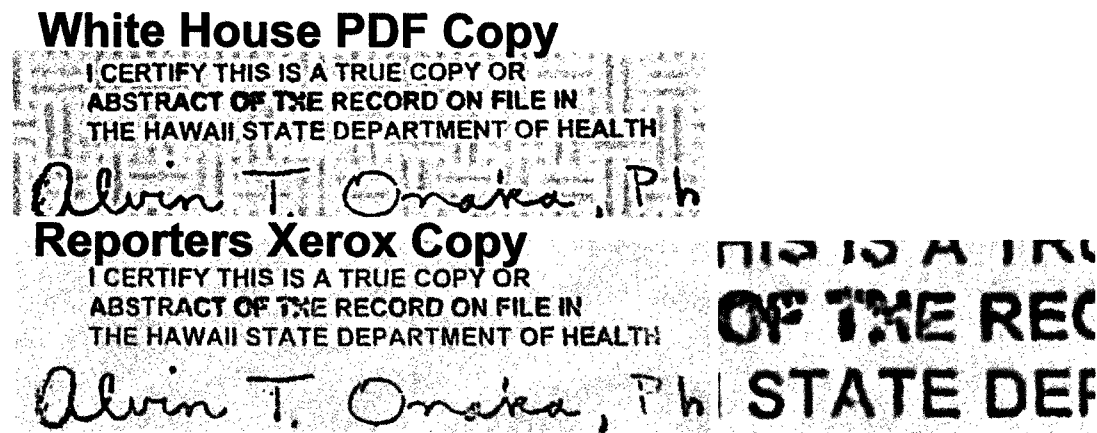


Figure 65. The Registrar's stamp on Mr. Obama's COLB from the reporters and PDF copy.

102 The first error is the damaged letter "H" in the word "THE" in the second line to look like "TXE." The second point is the italic script *£* found under the capital "*a*" in Alvin (Figure 66). The third item is a line deliberately put on the script "n" in the word Alvin. Figure 67 shows a close-up of what I found. The forth item is the white halo around all the type on Onaka's stamp. The white halo is created by the feature unsharp mask mentioned before.




Figure 66. Close-up of the script "*£*" under the "*a*".




Figure 67. Close up of the short line placed on the "n" in Alvin.

103 Everyone should understand that NO professional stamping house, whether rubber or

metal stamps or seals, would make these mistakes. It's not professional and just would not happen especially if the company knew the stamp or seal was for a government agency that would be used hundreds of thousands of times in an official manner. So what you are seeing is impossible and not believable! **This is the nineteenth point of forgery.**

104 I have other copies of the same registrar stamp (Figures 1 and 68) but they do not display the same errors on them even though they are both forged. The first shown (Figure 68) was stamped on March 15, 2011, which is just 41 days before Mr. Obama got his and it uses the same exact registrar stamp. Figure 69 is an enlargement of the same stamp. The line on the script "n" is not present. There is no script *£* found under the capital "*Al*" in Alvin. The "H" in "THE" is just perfect and there are no color density differences of the type in that area. There is no evidence of the halo around all the type. All four of the errors only showed up on Mr. Obama's COLB.

105 When I look at the registrar's stamp on Obama's short form dated June 6, 2007 (Figure 1) the stamp has no such aberrations even though I wrote it may also be forged because of the ink density problems.




Figure 68. The Same Registrar stamp from a different forgery received just 41 days before Mr. Obama got his but with different errors on it but not the same as Obama's.

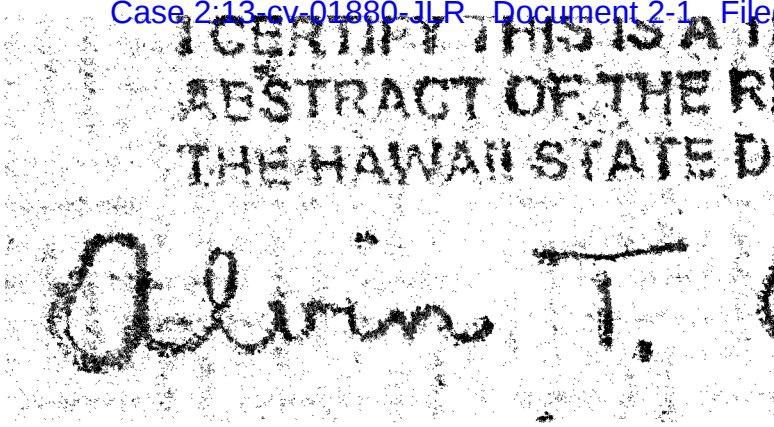


Figure 69. Close up of the registrar stamp from the same time period with no line across the “*n*” in Alvin, the “H” in THE does not look like an “X” and there is no script “*E*” under the “*a*.”

106 I was wondering how an embossed metal stamp that produces recessed type could leave an inked impression. I figured it out by using my biological microscope and examined the three genuine certificates I got from the Hawaiian Department of Health (Figure 2). I examined the registrar’s stamp under different magnifications and discovered the black was not caused by ink of any type because it did not seep into the cotton paper. The black specks and flakes were on the surface and sticking to the surface cotton fibers. The way the DOH makes the date stamp and registrar stamp visible is with using something like a carbonized ribbon over an inch wide. I personally know that Ricoh sells this type of wide ribbons so I know they do exist.

JBIG2 lossless Compression, the twentieth point of forgery.

107 I have not focused on the PDF copy of Mr. Obama’s COLB because there was almost no chain of custody for it and I also thought that it was only intended to create confusion and also to hide the bad letter spacing and multiple type faces. The forger used JBIG2 compression in creating the PDF. It did succeed in rendering the type analysis useless on the PDF copy. I will go into it here because the very use of it helps prove the intent of the forger to hide some of her mistakes and deliberate errors she added to the COLB.

108 JBIG2 compression was developed to provide a compression that would produce a one-third to one-fifth file size over standard compressions. What it does is pattern match and replace

Case 2:13-cv-01880-JLR Document 2-1 Filed 10/18/13 Page 19 of 22

with a smaller code that matches the pattern found in the programs library. It is not really OCR (optical character recognition) its bitmap pattern matching. The way it works is the program creates a library of similar bitmapped patterns it recognizes while analyzing the page. Let's say it see a pattern that is an "o." The next time it seen the same pattern, within a certain error range, the program replaces that pattern with a small code representing that "o" pattern. It does this with as many patterns it can match up. The output file can be much smaller because it does not have to actually repeat a lot of similar bitmapped letters. The problem with this system is that it ruins the ability to make individual letter comparisons for forensic examination. That was the reason the forger went through the extra steps to use JPEB2 output. What ruined it for the forger was that the White House used one of the two high resolution copies they got from Hawaii, to make the copies for the newsman for the Wednesday morning news conference. That is the only reason Paul and I got a high resolution copy to examine. Figure 70 shows some of the repeated letters I found on the Obama PDF. You will notice all the similar letters have exactly the same bitmapped image. That is the tell-tail sign if JPEG2. Figure 71 is my test from our PDF.

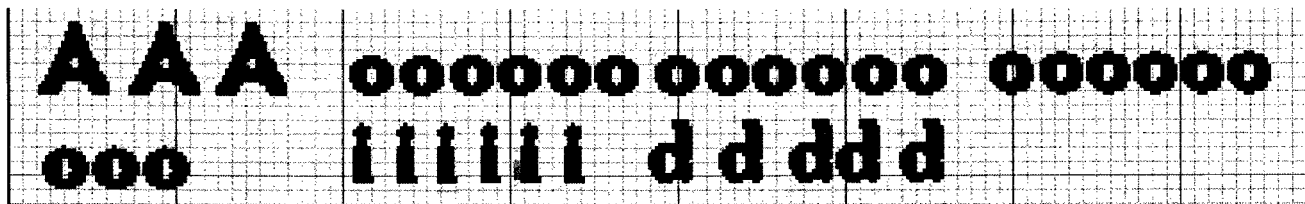


Figure 70. Examples of duplicate letters caused by JBIG2 compression on Obama's COLB PDF.

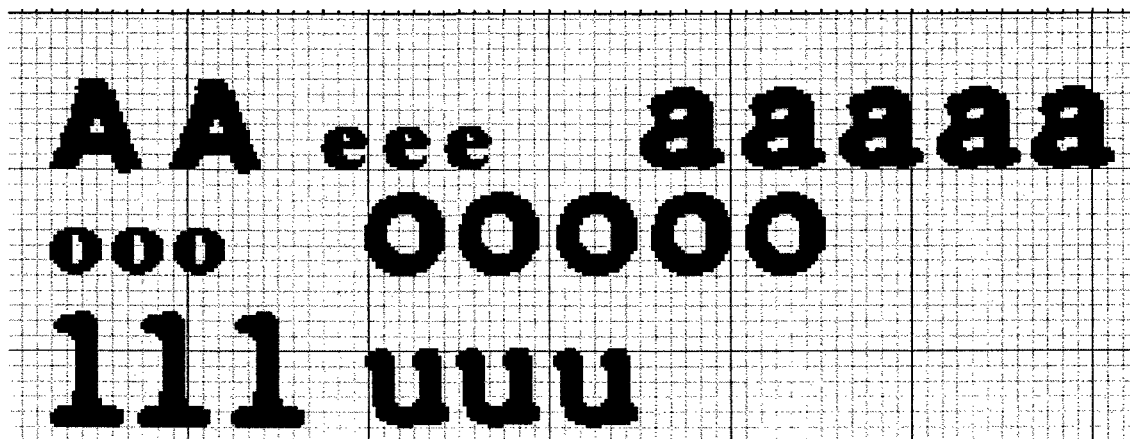


Figure 71. Examples of duplicate letters caused by JBIG2 compression on my test COLB PDF. There

were a lot more matching letters but this is enough to prove my point.

109 I want to state now that I was able to replicate the layers that appeared on Mr. Obama's COLB PDF. What I learned from doing it was that the forger had to go through an additional four steps to convert the type using JBIG2 compression and she had to use two programs to do it. The use of JBIG2 compression is **the twentieth point of forgery**.

The Tepper Document

110 The attorney Orly Taitz had a lawsuit in Mississippi against the Mississippi Democratic Party. The Lawsuit was filled some time in May 2012. The defendants' attorney was Scott Tepper from the Law Firm of Garfield and Tepper of Los Angeles, CA. Because of this lawsuit the attorney Tepper wrote a letter dated May 25, 2012 to Loretta Fuddy, Director of the Hawaiian Department of Health, requesting her to verify the existence of Mr. Obama's COLB at the Hawaiian Department of Health. He had attached a PDF copy of the original White House PDF COLB to his letter and he also filed it with the court which had a filing date of May 4, 2012. That copy of the PDF COLB looks just like the one that is on the White House web site and it matches what we also have. Alvin Onaka was then gave the job to answer Mr. Tepper which he did in a Verification of Birth letter dated May 31, 2013 (Exhibit 20). Onaka in his letter states ". . . reviewed by me on the date of this verification, a copy of which is attached with your request, matches the information contained in the original Certificate of Live Birth for Barack Hussein Obama, II on file with the State of Hawaii Department of Health." Onaka used a signature stamp instead of signing the letter but he initialed the stamped signature wit "ATO" indicating he stamped. The legal old seal was then embossed over his signature certifying it was him. Mr. Tepper after receiving Alvin Onaka's file and new PDF file then modified his May 4, filing on June 6, 2012 and attached the new PDF of the COLB just received from Alvin Onaka.

111 The one big problem was that the new PDF COLB was changed. It was modified by globally changing the color to be much lighter and greener in appearance (Exhibit 21). The reason they did that was to hide the white halo around all the type and lines. They knew it should

not have been there and they couldn't explain it away. We already explained how the white halo was created by using unsharp mask. By globally increasing the green value on the image it almost completely erased the white halo as seen on Exhibit 21. Paul and I were able to replicate the same effect using Photoshop. Figure 72 shows our results and Figure 73 shows the settings we both used to get these results.

**TOP OF OUR VERSION SHOWING
STEPS TAKEN TO MATCH**

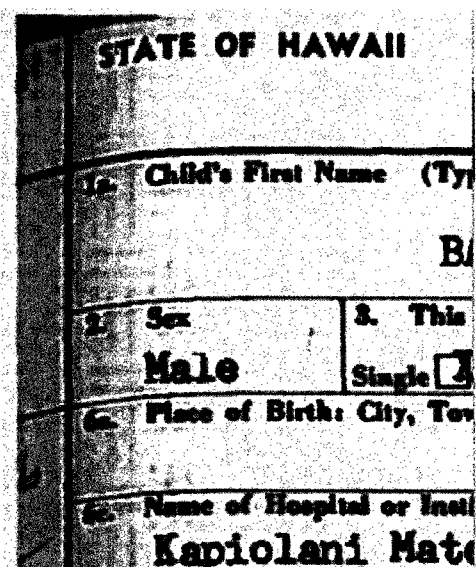


Figure 72. Our results to match the Tepper PDF COLB.

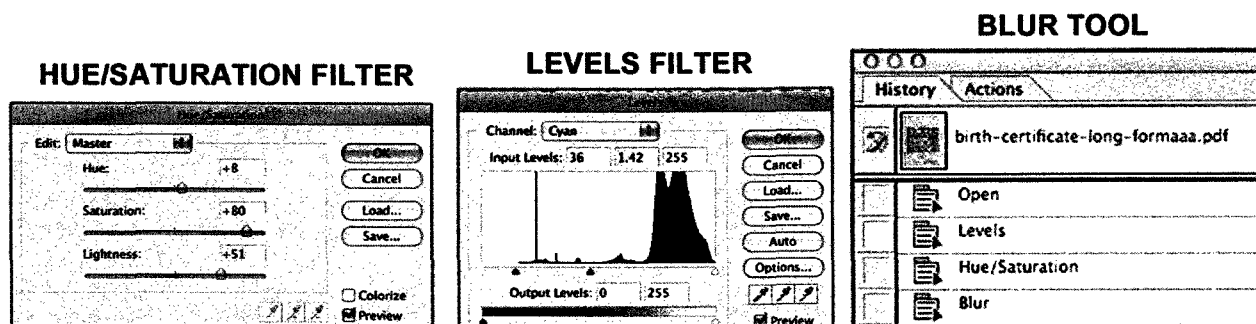


Figure 73. The settings used to replicate the same appearance of the Tepper PDF COLB received from Alvin Onaka.

112 The altered Tepper COLB from Mr. Onaka proved several things that are very important.

The first is that the only way to alter the color, hue and saturation levels of the image is within Adobe Photoshop. You cannot do it using only Acrobat because it does not have these settings to adjust the color. So we must conclude that someone at the HDOH had to have local access to the forger and had the forger of the previous delivered forgers modify the color settings in the original file and create a new PDF COLB file which the forger delivered back to someone at the DOH. This was the fourth deliverable that I wrote about earlier. This shows another direct connection between the forger, the previous forgeries and the Hawaiian Department of Health.

113 Since Dr. Alvin Onaka did not directly sign the letter but only a signature stamp was used, we really do not know if Dr. Onaka signed it even with the initials after the name but since the Department official seal had been stamped over his name it would lead everyone to that conclusion. This may just be one more attempt at plausible deniability on the part of the registrar but that will have to be investigated by a Federal Grand Jury but it still does not release the Department of Health from officially being involved in the forgeries.

114 Conclusion and request for order of discharge from 18 U.S.C. §4 and 18 U.S.C §2382 obligation and referral of evidence to grand jury.

Further Affiant Sayeth Naught. I declare under penalty of perjury that the foregoing is true and correct.

Executed on October ____, 2013

Douglas Vogt

12819 S.E. 38th Street, #115

Bellevue, WA 98006

Telephone number: 425-643-1131

Email Address: doug@vectorpub.com

By: *Douglas Vogt*

*Signed before me Josh M. Ginder
Notary Public state of Washington
10-17-2013*

MMK exp 7-19-2014

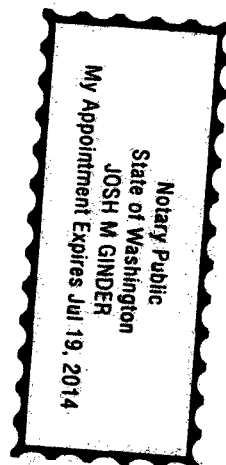


Exhibit 1

CERTIFICATION OF LIVE BIRTH

STATE OF HAWAII
HONOLULU



DEPARTMENT OF HEALTH
HAWAII U.S.A.

CERTIFICATE NO. 154-1961-01016

CHILD'S NAME
BARACK HUSSEIN OBAMA II

DATE OF BIRTH
August 4, 1961

HOUR OF BIRTH
7:24 PM

SEX
MALE

CITY, TOWN OR LOCATION OF BIRTH
HONOLULU

ISLAND OF BIRTH
OAHU

COUNTY OF BIRTH
HONOLULU

MOTHER'S MAIDEN NAME
STANLEY ANN OLINHAM

MOTHER'S RACE
CAUCASIAN

FATHER'S NAME
BARACK HUSSEIN OBAMA

FATHER'S RACE
AFRICAN

DATE FILED BY REGISTRAR
August 8, 1961



13-CV-01880-EXH 1-21

OHS# 1 (Rev 11/01) LASER

This copy serves as prima facie evidence of the fact of birth in any court proceeding. [HRS 338-13(b), 338-19]

ANY ALTERATIONS INVALIDATE THIS CERTIFICATE

THERE IS NO
EXHIBIT 2
J. V. J.

Exhibit 7

Exhibit 3

AFFIDAVIT

In the State of Kentucky, County of Warren,
Timothy Adams, being duly sworn, deposes and says that he is
Timothy Adams, residing at 1132 Fairview Ave, Bowling Green, KY and that the
statements below are true concerning his employment at the City and County of Honolulu
Elections Division in Honolulu, Hawaii:

1. I was employed at the City and County of Honolulu Elections Division from May 2008 through September 2008.
2. My position at the City and County of Honolulu Elections Division was Senior Elections Clerk.
3. My responsibilities were to oversee the activities of the Absentee Ballot Office.
4. During the course of my employment, I became aware that many requests were being made to the City and County of Honolulu Elections Division, the Hawaii Office of Elections, and the Hawaii Department of Health from around the country to obtain a copy of then-Senator Barack Obama's long-form, hospital-generated birth certificate.
5. Senior officers in the City and County of Honolulu Elections Division told me on multiple occasions that no Hawaii long-form, hospital-generated birth certificate existed for Senator Obama in the Hawaii Department of Health and there was no record that any such document had ever been on file in the Hawaii Department of Health or any other branch or department of the Hawaii government.
6. Senior officers in the City and County of Honolulu Elections Division further told me on multiple occasions that Hawaii State government officials had made inquiries about Sen. Obama's birth records to officials at Queens Medical Center and Kapi'olani Medical Center in Honolulu and that neither hospital had any record of Senator Obama having been born there, even though Governor Abercrombie is now asserting and various Hawaii government officials continue to assert Barack Obama, Jr. was born at Kapi'olani Medical Center on Aug. 4, 1961.
7. During the course of my employment, I came to understand that for political reasons, various officials in the government of Hawaii, including then-Governor Linda Lingle and various officials of the Hawaii Department of Health, including Dr. Chiyome Fukino, the director of the Hawaii Department of Health, were making representations that Senator Obama was born in Hawaii, even though no government official in Hawaii could find a

long-form birth certificate for Senator Obama that had been issued by a Hawaii hospital at the time of his birth.

8. During the course of my employment, I was told by senior officers in the City and County of Honolulu Elections Division to stop inquiring about Senator Obama's Hawaii birth records, even though it was common knowledge among my fellow employees that no Hawaii long-form, hospital-generated birth certificate existed for Senator Obama.

In witness whereof he has hereto set his hand and seal.

Heather A. Whitefield
Financial Sales Consultant
(Title)

I, Heather A. Whitefield, a Notary Public of the County and State aforesaid, hereby certify that James Earl Ray personally known to me to be the affiant in the foregoing affidavit, personally appeared before me this day and having been by me duly sworn deposes and says that the facts set forth in the above affidavit are true and correct.

Witness my hand and official seal this the 20th day of January, 2011.

Heather A. Whitefield
Notary Public

My Commission expires:

7/11/2011.

Timothy C. Adams

Exhibit 3

In witness whereof he has hereto set his hand and seal.

Richard W. White
Richard W. White
(Title)

Richard W. White, a Notary Public of the County and State aforesaid, hereby
certify that *James H. White* personally known to me to be the affiant in the
foregoing affidavit, personally appeared before me this day and having been by me duly sworn
deposes and says that the facts set forth in the above affidavit are true and correct.

Witness my hand and official seal this the 20th day of January, 2011.

Richard W. White
Notary Public

My Commission expires:
7/11/2011

Timothy Lee Adams

Exhibit 4



DEPARTMENT OF HEALTH

News Release

LINDA LINGLE
GOVERNOR

CHIYOME LEINAALA FUKINO M.D.
DIRECTOR
Phone: (808) 586-44 10
Fax: (808) 586-4444

For Immediate Release: October 31, 2008

08-93

STATEMENT BY DR. CHIYOME FUKINO

"There have been numerous requests for Sen. Barack Hussein Obama's official birth certificate. State law (Hawai'i Revised Statutes §338-18) prohibits the release of a certified birth certificate to persons who do not have a tangible interest in the vital record.

"Therefore, I as Director of Health for the State of Hawai'i, along with the Registrar of Vital Statistics who has statutory authority to oversee and maintain these type of vital records, have personally seen and verified that the Hawai'i State Department of Health has Sen. Obama's original birth certificate on record in accordance with state policies and procedures.

"No state official, including Governor Linda Lingle, has ever instructed that this vital record be handled in a manner different from any other vital record in the possession of the State of Hawai'i."

###

For more information, contact:
Janice Okubo
Communications Office
Phone: (808) 586-4442

Exhibit 5



DEPARTMENT OF HEALTH

News Release

LINDA LINGLE
GOVERNOR

CHIYOME LEINALEA FUKINO M.D.
DIRECTOR
Phone: (808) 586-44 10
Fax: (808) 586-4444

For Immediate Release: July 27, 2009

09-063

STATEMENT BY HEALTH DIRECTOR CHIYOME FUKINO, M.D.

"I, Dr. Chiome Fukino, Director of the Hawaii State Department of Health, have seen the original vital records maintained on file by the Hawaii State Department of Health verifying Barack Hussein Obama was born in Hawaii and is a natural-born American citizen. I have nothing further to add to this statement or my original statement issued in October 2008 over eight months ago."

###

Exhibit 6



Judith L. Corley
PHONE: (202) 434-1622
FAX: (202) 654-9120
EMAIL: JCorley@perkinscoie.com

700 Thirteenth Street, N.W., Suite 600
Washington, D.C. 20005-3960
PHONE: 202.654.6200
FAX: 202.654.6211
www.perkinscoie.com

April 22, 2011

Loretta J. Fuddy, ACSW, MPH
Director of Health
State of Hawaii Department of Health
1250 Punchbowl Street, Room 325
Honolulu, Hawaii 96813

Dear Ms. Fuddy:

I am writing on behalf of my client, President Barack Obama. Enclosed please find a letter from my client requesting two certified copies of his original certificate of live birth and authorizing me to act on his behalf in completing this request.


As you know, several years ago, my client requested a certified copy of his birth certificate and received, pursuant to the policy and practice of the Hawaii Department of Health, a Certification of Live Birth, sometimes referred to as a "short-form" or abbreviated birth certificate. This Certification of Live Birth is, of course, legally sufficient evidence of birth in the State of Hawaii. Moreover, it is my understanding that it is, and has been, the Department of Health's longstanding policy and practice to provide only the "short-form" version when a certified copy of a birth certificate is requested.

We understand that the Department of Health has adopted this policy for sound administrative reasons. However, we are writing to request a waiver of the Department of Health's policy, so that my client can obtain two certified copies of his original, "long form" birth certificate. Waiver of the Department's policy in this instance would allow my client to make a certified copy of his original birth certificate publicly available and would also relieve the burden currently being placed on the Department of Health by the numerous inquiries it receives from the media and others relating to my client's birth record.

We are of course, willing to complete any necessary paperwork and pay the standard required fees to fulfill this request. Pursuant to my client's authorization, I will be coming to your offices to pick up the copies of the certificates.

Thank you for your assistance.

Sincerely,



Judith L. Corley
JLC:ss

Exhibit 7

THE WHITE HOUSE

WASHINGTON

April 22, 2011


Loretta J. Fuddy, A.C.S.W., M.P.H.
Director of Health
State of Hawaii
Department of Health
1250 Punchbowl Street, Room 325
Honolulu, HI 96813

Dear Ms. Fuddy:

I am writing to request two certified copies of my original certificate of live birth. With this letter, I hereby authorize my personal counsel, Ms. Judith Corley of Perkins Coie in Washington, D.C., to act on my behalf in providing any additional information or paying any fees required by the Department of Health to fulfill my request. Ms. Corley is also authorized to make any necessary arrangements for delivery of the certified copies from your office.

Thank you for your assistance.

Sincerely,

A handwritten signature in black ink, appearing to be "Barack Obama", written over the word "Sincerely,".

Barack Obama

Exhibit 8

NEIL ABERCROMBIE
GOVERNOR OF HAWAII



STATE OF HAWAII
DEPARTMENT OF HEALTH
P. O. BOX 3378
HONOLULU, HI 96801-3378

In reply, please refer to:
File:

April 25, 2011

The Honorable Barack Obama
President of the United States
The White House
1600 Pennsylvania Avenue, NW
Washington, DC 20500

Dear President Obama:

I have reviewed your request for two certified copies of your original Certificate of Live Birth. As the Director of Health for the State of Hawaii, I have the legal authority to approve the process by which copies of such records are made. Through that authority, in recognition of your status as President of the United States, I am making an exception to current departmental policy which is to issue a computer-generated certified copy.

We hope that issuing you these copies of your original Certificate of Live Birth will end the numerous inquiries received by the Hawaii Department of Health to produce this document. Such inquiries have been disruptive to staff operations and have strained State resources.

Enclosed please find two certified copies of your original Certificate of Live Birth. I have witnessed the copying of the certificate and attest to the authenticity of these copies. A receipt for the payment of these documents is attached for your files. Please let us know if we can be of further assistance.

Sincerely,

A handwritten signature in black ink, appearing to read "Loretta J. Fuddy".

Loretta J. Fuddy, A.C.S.W., M.P.H.
Director of Health

Enclosures




Exhibit 9

NEWS RELEASE

NEIL ABERCROMBIE
GOVERNOR

FOR IMMEDIATE RELEASE: April 27, 2011

HAWAI'I HEALTH DEPARTMENT GRANTS PRESIDENT OBAMA'S REQUEST FOR CERTIFIED COPIES OF 'LONG FORM' BIRTH CERTIFICATE

HONOLULU – The Hawai'i State Health Department recently complied with a request by President Barack Obama for certified copies of his original Certificate of Live Birth, which is sometimes referred to in the media as a "long form" birth certificate.

"We hope that issuing certified copies of the original Certificate of Live Birth to President Obama will end the numerous inquiries related to his birth in Hawai'i," Hawai'i Health Director Loretta Fuddy said. "I have seen the original records filed at the Department of Health and attest to the authenticity of the certified copies the department provided to the President that further prove the fact that he was born in Hawai'i."

On April 22, 2011, President Obama sent a letter to Director Fuddy, requesting two certified copies of his original Certificate of Live Birth. Also on that day, Judith Corley, the President's personal attorney, made the same request in writing on behalf of the President. *(Letters from President Obama and Ms. Corley are attached).*

On April 25, 2011, pursuant to President Obama's request, Director Fuddy personally witnessed the copying of the original Certificate of Live Birth and attested to the authenticity of the two copies. Dr. Alvin Onaka, the State Registrar, certified the copies.

President Obama authorized Ms. Corley to pick up the documents. On April 25, 2011, Ms. Corley appeared in person at the Hawai'i State Department of Health building in Honolulu, paid the requisite fee, and was given the two certified copies, a response letter from Director Fuddy to President Obama, and a receipt for payment. *(Letter from Director Fuddy is attached).*

-MORE-

Exhibit 9

In June 2008, President Obama released his Certification of Live Birth, which is sometimes referred to in the media as a "short form" birth certificate. Both documents are legally sufficient evidence of birth in the State of Hawai'i, and both provide the same fundamental information: President Obama was born in Honolulu, Hawai'i at 7:24 p.m. on August 4, 1961, to mother Stanley Ann Dunham and father Barack Hussein Obama.

In 2001, the Hawai'i State Department of Health began computer-generating vital statistics records. Since then, its longstanding policy and practice has been to issue and provide only the computer-generated Certifications of Live Birth, and to not produce photocopies of actual records to fulfill requests for certified copies of certificates.

Director Fuddy made an exception for President Obama by issuing copies of the original birth certificate. The departmental policy to issue only computer-generated Certifications of Live Birth remains in effect for all birth records that have been computerized. Director Fuddy, in her capacity as Health Director, has the legal authority to approve the process by which copies of birth records are made.

"The exception made in this case to provide President Obama with a copy of his original Certificate of Live Birth was done according to the letter of the law," Attorney General David Louie said. "Director Fuddy exercised her legal authority in a completely appropriate manner in this unique circumstance. We will continue to maintain the strict confidentiality requirements afforded to vital statistics records, such as birth certificates. These requirements help protect the integrity of the records, and keep us all safe from crimes, such as identity theft."

Governor Neil Abercrombie stated: "Considering all of the investigations that have been done and the information that has been provided, no rational person can question the President's citizenship. We have found a way – once again – to confirm what we already knew: the President was born here in Hawai'i. State officials of both parties have verified that President Obama's birth records show that he was born in Honolulu.

"President Obama's mother and father were dear friends of mine, and we must respect their memory. It is an insult to the President, his parents and to the Office to suggest that he was not born in Hawai'i. The State of Hawai'i has done everything within our legal ability to disabuse these conspiracy theorists. We granted the President's request for certified copies of his birth certificate so we can all move on from this unfortunate distraction and focus on the real issues affecting people today."

###

For more information, contact: Donalyn Dela Cruz, Press Secretary, (808) 586-0012

<http://hawaii.gov/gov>

Exhibit 10

STATE OF HAWAII			CERTIFICATE OF LIVE BIRTH			DEPARTMENT OF HEALTH		
			FILE NUMBER 151			61 10641		
1a. Child's First Name (Type or print)			1b. Middle Name			1c. Last Name		
BARACK			HUSSEIN			OBAMA, II		
2. Sex	3. This Birth	4. If Twin or Triplet, Was Child Born	5a. Birth Date	Month	Day	Year	5b. Hour	
Male	Single <input checked="" type="checkbox"/> Twin <input type="checkbox"/> Triplet <input type="checkbox"/>	1st <input type="checkbox"/> 2nd <input type="checkbox"/> 3rd <input type="checkbox"/>	August	4,	1961	7:24 P.M.		
6a. Place of Birth: City, Town or Rural Location						6b. Island		
Honolulu						Oahu		
6c. Name of Hospital or Institution (If not in hospital or institution, give street address)						6d. Is Place of Birth Inside City or Town Limits? If no, give judicial district		
Kapiolani Maternity & Gynecological Hospital						Yes <input checked="" type="checkbox"/> No <input type="checkbox"/>		
7a. Usual Residence of Mother: City, Town or Rural Location				7b. Island		7c. County and State or Foreign Country		
Honolulu				Oahu		Honolulu, Hawaii		
7d. Street Address				7e. Is Residence Inside City or Town Limits? If no, give judicial district		7f. Is Residence on a Farm or Plantation?		
6085 Kalaniana'ole Highway				Yes <input checked="" type="checkbox"/> No <input type="checkbox"/>		Yes <input type="checkbox"/> No <input checked="" type="checkbox"/>		
7f. Mother's Mailing Address								
8. Full Name of Father						9. Race of Father		
BARACK HUSSEIN OBAMA						African		
10. Age of Father	11. Birthplace (Island, State or Foreign Country)	12a. Usual Occupation		12b. Kind of Business or Industry				
25	Kenya, East Africa	Student		University				
13. Full Maiden Name of Mother						14. Race of Mother		
STANLEY ANN DUNHAM						Caucasian		
15. Age of Mother	16. Birthplace (Island, State or Foreign Country)	17a. Type of Occupation Outside Home During Pregnancy			17b. Date Last Worked			
18	Wichita, Kansas	None						
I certify that the above stated information is true and correct to the best of my knowledge.		18a. Signature of Parent or Other Informant				Parent <input checked="" type="checkbox"/> Other <input checked="" type="checkbox"/>		18b. Date of Signature
		Ann Dunham Obama						8-7-61
I hereby certify that this child was born alive on the date and hour stated above.		19a. Signature of Attendant				M.D. <input checked="" type="checkbox"/> D.O. <input type="checkbox"/> Midwife <input type="checkbox"/> Other <input type="checkbox"/>		19b. Date of Signature
		David A. Similan						8-8-61
20. Date Accepted by Local Reg.		21. Signature of Local Registrar				22. Date Accepted by Reg. General		
AUG - 8 1961		Ull Lee				AUG - 8 1961		
23. Evidence for Delayed Filing or Alteration								

APR 25, 2011

I CERTIFY THIS IS A TRUE COPY OR
ABSTRACT OF THE RECORD ON FILE IN
THE HAWAII STATE DEPARTMENT OF HEALTH

Alvin T. Onaka, Ph.D.
STATE REGISTRAR

Exhibit 11

SEP - 9 2002

Obama's COLB
From the PDF

APR 17 1995

Savannah Cuthrie's

Accepted by Local Reg. 21. Signature of Local
2 - 8 1961
ence for Delayed Filing or Alteration

14. Race of Mother
Hawa-Gaucasian-Kona
12b. Kind of Business or Industry
Steamship Company
9. Race of Father
Hawa-Gaucasian-Kona
7g. Is Residence on a Farm or Pl.
No ☒ Yes ☐
7f. Is Residence Inside City or Town Limits?
No ☒ Yes ☐
7e. Residence Inside City or Town Limits?
No ☒ Yes ☐
7d. County and State or Foreign Co
Honolulu, Hawaii

10d. Is Place of Birth Inside City or Town Limits?
No ☒ Yes ☐
10c. If not, give judicial district
No ☒ Yes ☐

NAME		19. AGE AT BIRTH		20. BIRTH		21. CITY, TOWN, OR OFFICE Bldg., etc.		22b. Describe How Injury Occurred (E)	
33		HAWAII		23a. Signature of Attendant		25. Place of Burial, Cremation, or R		28. Signature of Local Registrar	
23. NUMBER & STREET OF RESIDENCE, ZIP		33		HAWAII		25. Place of Burial, Cremation, or R		28. Signature of Local Registrar	

Exhibit 12

	6d. Is Place of Birth Inside City or Town Limits? If no, give judicial district Yes <input checked="" type="checkbox"/> No <input type="checkbox"/>	7e. County and State or Foreign Co Honolulu, Hawaii
	7e. Is Residence Inside City or Town Limits? If no, give judicial district Yes <input checked="" type="checkbox"/> No <input type="checkbox"/>	7g. Is Residence on a Farm or Pl Yes <input type="checkbox"/> No <input checked="" type="checkbox"/>
	9. Race of Father Hawn-Caucasian-Chin	12b. Kind of Business or Industry Steamship Company
	14. Race of Mother Hawn-Caucasian-Kore	
	15. Kind of Business or Industry per	

SEP 9 2002

Accepted by Local Reg. 21. Signature of Local
 8 1961
 ence for Delayed Filing or Alteration

Obama's COLB
From the PDF

Savannah Guthrie's

APR 17 1995			22b. Describe How Injury Occurred. (E
NAME			22f. City, Town,
19. AGE AT THIS BIRTH	20. Which	23a. Signature of Attendant	25. Place of Burial, Cremation, or R
33	HAWAII		Honolulu Crematory
25. NUMBER & STREET OF RESIDENCE ZIP			28. Signature of Local Registrar

Exhibit 13Immigration and Naturalization Service
(Rev. 3/5/56)**CERTIFICATE OF ELIGIBILITY**
(For Nonimmigrant "F" Student Status)

August 9, 1959

Place Honolulu, Hawaii Date February 19, 1959This is to certify that University of Hawaii
(Name of school or institution)has accepted the person named below for admission to a full course of study beginning September 21, 1959, or that such person is a

student permitted to continue a full course of study.

Name OBAMA, Barack H.Date of Birth 1934Country of Citizenship BritishPlace of Birth Nyanza Province**FOR USE OF IMMIGRATION OFFICIALS:**DATE: Aug 9/59PLACE: U.S.ADMITTED TO: Aug 8/60Edward J. White
Edward J. White, DirectorOffice of Admissions and Records
(Title)

August 8, 1960

UNIVERSITY		NEW YORK, N. Y. 46	
Birthdate	18/6/34	ADMITTED	
Birthplace	KENYA	AUG 3 1960	
Visa issued at	NAIRGSI	CLASS F	
Date Visa issued	29th July, 1959	Aug 8 1960	

March 31, 1961

APPLICATION TO EXTEND TIME OF TEMPORARY STAY
OR
APPLICATION BY ALIEN STUDENT FOR PERMISSION TO ACCEPT EMPLOYMENT

PART II (Fill in this part if you are applying for extension of stay)		
4. DATE OF BIRTH <u>18 JUNE, 1934</u>	COUNTRY OF BIRTH <u>KENYA</u>	COUNTRY OF CITIZENSHIP <u>KENYA</u>
5. DATE AND PORT OF LAST ARRIVAL IN UNITED STATES <u>NEW YORK, August 9/59</u>		NAME OF VESSEL, AIRLINE, OR OTHER MEANS OF LAST ARRIVAL <u>B.O.A.C</u>
6. PASSPORT NUMBER	PASSPORT ISSUED BY (Name of Country)	PASSPORT EXPIRES ON
PART IV (All applicants must fill in this part)		
I certify that the above is true and correct		
DATE <u>31st AUG. 1961</u>	CITY AND STATE <u>HONOLULU, HAWAII</u>	SIGNATURE OF APPLICANT <u>Barack H. Obama</u>

October 1, 1962

REPORT OF ACTION - NONIMMIGRANT
GPO 356225

FAMILY NAME <u>OBAMA</u>	GIVEN NAME <u>BARACK</u>	INITIAL <u>H</u>	NATIONALITY <u>BRIT</u>
(Name & Nationality must be identical with that on Nonimmigrant Document)			
DATE OF REPORT <u>10-1-62</u>	REPORTING OFFICE <u>BOS</u>	DATE OF BIRTH <u>10-18-34</u>	
DATE OF ADMISSION	DATE TO WHICH ADMITTED OR	FILE NUMBER	

Exhibit 14

(Rev. 3/5/56)

CERTIFICATE OF ELIGIBILITY
(For Nonimmigrant "F" Student Status)

August 31, 1961

Place Honolulu 14, Hawaii Date 31 August 1961
 This is to certify that THE UNIVERSITY OF HAWAII
 (Name of school or institution)
 has accepted the person named below for admission to a full course of study beginning September, 1961, or that such person is a student permitted to continue a full course of study.
 Name OBAMA, Barack Hussein Date of Birth June 18, 1934
 Country of Citizenship Great Britain Place of Birth Kenya (Africa)
 Conditions of Admission

UNITED STATES DEPARTMENT OF JUSTICE

June 27, 1962

IMMIGRATION AND NATURALIZATION SERVICE

Name of school <u>University of Hawaii</u>	Name of Student (First) (Middle) (Last) <u>Barack</u> <u></u> <u>Obama</u>
Address <u>1801 University of Hawaii</u>	Date of birth <u>June 18, 1934</u> Country of birth <u>Kenya, Africa</u>
<u>Honolulu, Hawaii</u>	Country of citizenship <u>Africa</u>

ALIEN REGISTRATION NO. A11 938 537
(Copy letter and number from registration receipt or other alien certification document)

I AM IN THE UNITED STATES AS: (Check one)

☐ VISITOR ☐ PERMANENT RESIDENT
☒ STUDENT ☐ OTHER

September 26, 1962

MY NATIONALITY IS KENYA I WAS BORN ON JUNE 18, 1934
 MY NAME IS OBAMA BARACK HUSSEIN
 (Last) (First) (Middle)
 MY PRESENT ADDRESS IS:
ECONOMICS DEPT. HARVARD UNIVERSITY, CAMBRIDGE 38 MA
 DATE Sept. 26th 1962 (SIGNATURE) Barack H. Obama

August 8, 1963

NAME (Exactly as it appears on the Nonimmigrant Document) <u>OBAMA BARACK H.</u>		FILE NO. <u>A11 938 537</u>
OTHER NAMES OR ALIASES		NATIONALITY (As on N/I Document) <u>BRITISH</u>
DATE OF ADMISSION <u>8-9-60</u>	CLASS <u>F-1</u>	DATE OF BIRTH <u>6-18-34</u>
DATE TO WHICH ADMITTED		DATE OF REPORT <u>8-8-63</u>
		REPORTING OFFICE <u>BOS.</u>
J-1 VISITOR (Current Program No. & Institution)		

June 9, 1964

NAME (Exactly as it appears on the Nonimmigrant Document) <u>OBAMA, Barack H.</u>		FILE NO. <u>A11 938 537</u>
OTHER NAMES OR ALIASES		NATIONALITY (As on N/I Document) <u>British</u>
DATE OF ADMISSION <u>8-9-59</u>	CLASS <u>F</u>	DATE OF BIRTH <u>6-18-34</u>
		DATE OF REPORT <u>6-9-64</u>
		REPORTING OFFICE <u>BOS</u>

Exhibit 15

**CERTIFICATE OF
ELIGIBILITY**(FOR NONIMMIGRANT "F-1"
STUDENT STATUS)

(NOTE: SCHOOL: Before issuing this certificate you may wish to determine the student's proficiency in English. If you wish to use a test of your own selection you may have it administered by an American consular officer. Alternatively, if you wish to use a test administered by consular officers by the Department of State, you should instruct the student to arrange with the consular officer to take that Department's English language examination. The results of any test administered by the consular officer will be forwarded directly to you.)

It is hereby certified as follows:

A11 938 537

Name of school
Harvard Graduate School of Arts and Sciences
Address
Harvard International Students Office, Room 710
75 Mt. Auburn Street, Cambridge 38, Massachusetts

Name of Student (First) (Middle) (Last)
Barack Hussein Obama
Date of birth Country of birth
June 18, 1936 Kenya
Country of citizenship
Kenya

August 10, 1962

Signature of school official	Date (This certificate expires 12 months after the date of issue)
Head, Admissions Office	
August 10, 1962	

August 17, 1962

SERVICE

APPLICATION TO EXTEND TIME OF TEMPORARY STAY

PART I			
1. (First Name)	(Middle Name)	(Last Name)	FILE NUMBER
BARACK	HUSSEIN	OBAMA	A11 938 537
2. OTHER NAMES (Include all other past and present names; a married woman must give her maiden name.)			
3. MAILING ADDRESS IN U.S. (Number and Street) (City) (Zone) (State)			
(C/O) KOINONIA FOUNDATION, PIKEVILLE Box 5744, BALTIMORE 8, MARYLAND			
4. DATE OF BIRTH	COUNTRY OF BIRTH	COUNTRY OF CITIZENSHIP	
JUNE 18, 1936	KENYA	KENYA	
5. DATE AND PORT OF LAST ARRIVAL IN UNITED STATES		NAME OF VESSEL, AIRLINE, OR OTHER MEANS OF LAST ARRIVAL	

I certify that the above is true and correct.

DATE	CITY AND STATE	SIGNATURE OF APPLICANT
17E Aug. 1962	BALTIMORE, Md.	Barack H. Obama

April 21, 1964

SERVICE

APPLICATION TO EXTEND TIME OF TEMPORARY STAY

PART I			
1. (First Name)	(Middle Name)	(Last Name)	FILE NUMBER
OBAMA	HUSSEIN	BARACK	A11 938-537
2. OTHER NAMES (Include all other past and present names; a married woman must give her maiden name.)			
3. MAILING ADDRESS IN U.S. (Number and Street) (City) (Zone) (State)			
(C/O) 170 MAGAZINE ST. CAMBRIDGE 39 MASS			
4. DATE OF BIRTH	COUNTRY OF BIRTH	COUNTRY OF CITIZENSHIP	
JUNE 18 th 1936	KENYA	KENYA	

I certify that the above is true and correct.

DATE	CITY AND STATE	SIGNATURE OF APPLICANT
April 21 st 1964	CAMBRIDGE, MASS.	Barack H. Obama

THIS WOULD HAVE BEEN THE QUA **Exhibit 16**

CREATED FOR FORENSIC TESTING & EXAMINATION

STATE OF HAWAII

CERTIFICATE OF LIVE BIRTH

DEPARTMENT OF HEALTH

FILE
NUMBER 151

61 10641

1a. Child's First Name (Type or print)		1b. Middle Name		1c. Last Name	
BARACK		HUSSEIN		OBAMA, II	
2. Sex	3. This Birth	4. If Twin or Triplet, Was Child Born	5a. Birth Date	Month	Day Year
Male	Single <input checked="" type="checkbox"/> Twin <input type="checkbox"/> Triplet <input type="checkbox"/>	1st <input type="checkbox"/> 2nd <input type="checkbox"/> 3rd <input type="checkbox"/>	August	4,	1961
5b. Hour					7:24 P.M.
6a. Place of Birth: City, Town or Rural Location				6b. Island	
Honolulu				Oahu	
6c. Name of Hospital or Institution (If not in hospital or institution, give street address)				6d. Is Place of Birth Inside City or Town Limits? If no, give judicial district	
Kapiolani Maternity & Gynecological Hospital				Yes <input checked="" type="checkbox"/> No <input type="checkbox"/>	
7a. Usual Residence of Mother: City, Town or Rural Location			7b. Island	7c. County and State or Foreign Country	
Honolulu			Oahu	Honolulu, Hawaii	
7d. Street Address			7e. Is Residence Inside City or Town Limits? If no, give judicial district		
6085 Kalaniana'ola Highway			Yes <input checked="" type="checkbox"/> No <input type="checkbox"/>		
7f. Mother's Mailing Address				7g. Is Residence on a Farm or Plantation?	
CREATED FOR FORENSIC TESTING & EXAMINATION				Yes <input type="checkbox"/> No <input checked="" type="checkbox"/>	
8. Full Name of Father				9. Race of Father	
BARACK HUSSEIN OBAMA				African	
10. Age of Father	11. Birthplace (Island, State or Foreign Country)	12a. Usual Occupation		12b. Kind of Business or Industry	
25	Kenya, East Africa	Student		University	
13. Full Maiden Name of Mother				14. Race of Mother	
STANLEY ANN DUNHAM				Caucasian	
15. Age of Mother	16. Birthplace (Island, State or Foreign Country)	17a. Type of Occupation Outside Home During Pregnancy		17b. Date Last Worked	
18	Wichita, Kansas	None			
I certify that the above stated information is true and correct to the best of my knowledge.		18a. Signature of Parent or Other Informant		Parent <input checked="" type="checkbox"/>	18b. Date of Signature
		Signature of Mother Blue ink		Other <input type="checkbox"/>	8-00-61
I hereby certify that this child was born alive on the date and hour stated above.		19a. Signature of Attendant		M.D. <input checked="" type="checkbox"/>	19b. Date of Signature
		Signature of Doctor		D.O. <input type="checkbox"/>	8-8-61
				Midwife <input type="checkbox"/>	
				Other <input type="checkbox"/>	
20. Date Accepted by Local Reg.		21. Signature of Local Registrar		22. Date Accepted by Reg. General	
AUG - 8 1961		Registrar's Signature		AUG - 8 1961	
23. Evidence for Delayed Filing or Alteration					

CREATED FOR FORENSIC TESTING & EXAMINATION

APR 25, 2011

I CERTIFY THIS IS A TRUE COPY OR
ABSTRACT OF THE RECORD ON FILE IN
THE HAWAII STATE DEPARTMENT OF HEALTHAlvin T. Onaka, Ph.D.
STATE REGISTRAR

Exhibit 17

First Name (Type or print)		H. Middle Name		Ic. Last Name	
CK		HUSSEIN		OBAMA, II	
3. This Birth	4. If Twin or Triplet, Was Child Born	5a. Birth	Month	Day	Year
Single <input checked="" type="checkbox"/> Twin <input type="checkbox"/> Triplet <input type="checkbox"/> 1st <input type="checkbox"/> 2nd <input type="checkbox"/> 3rd <input type="checkbox"/>		Date	August	4,	1961
5b. Place of Birth: City, Town or Rural Location			4b. Island		
Honolulu			Oahu		
5c. Name of Hospital or Institution (If not in hospital or institution, give street address)			6d. Is Place of Birth Inside City or Town Limits?		
Kapiolani Maternity & Gynecological Hospital			Yes <input checked="" type="checkbox"/> No <input type="checkbox"/>		
7a. Usual Residence of Mother: City, Town or Rural Location			7c. County and State or Foreign Country		
Honolulu			Oahu		
7d. Street Address			7e. Is Residence Inside City or Town Limits?		
6085 Kalaanahoia Highway			Yes <input checked="" type="checkbox"/> No <input type="checkbox"/>		
7f. Mother's Mailing Address			7g. Is Residence on a Farm or Plantation?		
CREATED FOR FORENSIC TESTING & EXAMINATION			Yes <input type="checkbox"/> No <input checked="" type="checkbox"/>		
8. Full Name of Father			9. Race of Father		
BARACK HUSSEIN OBAMA			African		
10. Age of Father			12b. Kind of Business or Industry		
25			University		
13. Full Maiden Name of Mother			14. Race of Mother		
STANLEY ANN DUNHAM			Caucasian		
15. Age of Mother			17b. Date Last Worked		
18			None		
16. Birthplace (Inland, Salt or Foreign Country)			17a. Type of Occupation Outside Home During Pregnancy		
Michigan, Kansas			None		
17c. Signature of Parent or Other Informant			17d. Date of Signature		

FBI
NUMBER 151
61 10644

Exhibit 18

THE STATE OF HAWAII		DEPARTMENT OF HEALTH	
CERTIFICATE OF LIVE BIRTH		FILE NUMBER 151	
FILE NUMBER 151		61 10631	
1. First Name (Type or Print)	2. Middle Name	3. Last Name	
BARACK	HUSSEIN	O'BAMA, III	
4. This Birth	5. If Twin or Triplet	6. Sex	7. Date of Birth
1st	1st	Male	August 4, 1961
8. Place of Birth: City, Town or Rural Location	9. Date	10. Month	Day
Honolulu	August 4, 1961	August	4
11. Name of Hospital or Institution (If not in hospital or institution, give street address)	12. Place of Birth inside City or Town Limits?	13. Is Residence inside City or Town Limits?	14. Is Residence on a Farm or Plantation?
Kapiolani Maternity & Gynecological Hospital	Yes <input checked="" type="checkbox"/> No <input type="checkbox"/>	Yes <input checked="" type="checkbox"/> No <input type="checkbox"/>	Yes <input type="checkbox"/> No <input checked="" type="checkbox"/>
15. Usual Residence of Mother: City, Town or Rural Location	16. Island	17. County and State or Foreign Country	18. Date of Birth
Honolulu	Oahu	Honolulu, Hawaii	7:24 P.M.
19. Street Address	20. Mother's Mailing Address	21. Is Residence inside City or Town Limits?	22. Is Residence on a Farm or Plantation?
6085 Kalamiauaiole Highway		Yes <input type="checkbox"/> No <input checked="" type="checkbox"/>	Yes <input type="checkbox"/> No <input checked="" type="checkbox"/>
23. Full Name of Father	24. Race of Father	25. Kind of Business or Industry	26. Date of Signature
BARACK	AFRICAN	University	8-7-61
27. Age of Father	28. Birthplace (Island, State or Foreign Country)	29. Usual Occupation	30. Signature of Parent or Other Informant
25	Kenya, East Africa	Student	Barack Obama
31. Full Maiden Name of Mother	32. Race of Mother	33. Date of Signature	34. Date of Signature
STANLEY	CAUCASIAN	8-7-61	8-7-61
35. Age of Mother	36. Birthplace (Island, State or Foreign Country)	37. Type of Occupation Outside Home During Pregnancy	38. Date Last Worked
18	Michigan, Kansas	None	
I certify that the above stated information is true and correct to the best of my knowledge.			
19. Signature of Attendant		20. Signature of Registrar	
[Signature]		[Signature]	
21. Date Accepted by Local Reg.		22. Date Accepted by Reg. General	
Aug - 8 1961		Aug - 8 1961	
23. Date for Delayed Filing or Alteration			

ad Filing or Alteration

Exhibit 19

White House PDF release

APR 25 2011

I CERTIFY THIS IS A TRUE COPY OR
ABSTRACT OF THE RECORD ON FILE IN
THE HAWAII STATE DEPARTMENT OF HEALTH

Alvin T. Onaka, Ph.D.
STATE REGISTRAR

red Filing or Alteration

White House Reporters copy

White House Reporters copy

APR 25 2011

I CERTIFY THIS IS A TRUE COPY OR
ABSTRACT OF THE RECORD ON FILE IN
THE HAWAII STATE DEPARTMENT OF HEALTH

Alvin T. Onaka, Ph.D.
STATE REGISTRAR

Outlines for Delayed Filing or Alteration

Savannah Guthrie's Photo of the COLB original copy

APR 25 2011

I CERTIFY THIS IS A TRUE COPY OR
ABSTRACT OF THE RECORD ON FILE IN
THE HAWAII STATE DEPARTMENT OF HEALTH

Alvin T. Onaka, Ph.D.
STATE REGISTRAR

Department of Health
1250 Punchbowl Street
Honolulu, Hawaii 96813



Office of Health Status Monitoring
P.O. Box 3378
Honolulu, Hawaii 96801

STATE OF HAWAII

VERIFICATION OF BIRTH

Recipient of Verification: Scott J. Tepper and Samuel L. Begley, attorneys for the Mississippi Democratic Party in Taitz et al v. Democratic Party of Mississippi [sic], et al, No. 3:12-cv-00280-HTW-LRA (S.D. Miss.)

Pursuant to Hawaii Revised Statutes §338-14.3, I verify the following:

1. The original Certificate of Live Birth for Barack Hussein Obama, II, is on file with the State of Hawaii Department of Health.
2. The information contained in the "Certificate of Live Birth" published at <http://www.whitehouse.gov/blog/2011/04/27/president-obamas-long-form-birth-certificate> and reviewed by me on the date of this verification, a copy of which is attached with your request, matches the information contained in the original Certificate of Live Birth for Barack Hussein Obama, II on file with the State of Hawaii Department of Health

.....

I certify that the information contained
in the vital record on file with the
Department of Health was used to
verify the facts of the vital event.

Alvin T. Onaka, Ph.D. ATO

Alvin T. Onaka, Ph.D.
State Registrar

Date Issued: May 31, 2012

Case 3:12-cv-00280-HTW-LRA Document 35-1 Filed 06/06
Case 3:12-cv-00280-HTW-LRA Document 15-1 Filed 05/04**Exhibit 21**

STATE OF HAWAII		CERTIFICATE OF LIVE BIRTH		DEPARTMENT OF HEALTH	
		FILE NUMBER 151		61 10641	
1a. Child's First Name (Type or print)		1b. Middle Name		1c. Last Name	
BARACK		HUSSEIN		OBAMA, II	
2. Sex	3. This Birth	4. If Twin or Triplet, Was Child Born	5a. Birth Date	5b. Month	5c. Day
Male	Single <input checked="" type="checkbox"/> Twin <input type="checkbox"/> Triplet <input type="checkbox"/>	1st <input type="checkbox"/> 2nd <input type="checkbox"/> 3rd <input type="checkbox"/>	August	4,	1961
6a. Place of Birth: City, Town or Rural Location				6b. Island	
Honolulu				Oahu	
6c. Name of Hospital or Institution (If not in hospital or institution, give street address)				6d. Is Place of Birth Inside City or Town Limits?	
Kapiolani Maternity & Gynecological Hospital				Yes <input checked="" type="checkbox"/> No <input type="checkbox"/>	
7a. Usual Residence of Mother: City, Town or Rural Location			7b. Island	7c. County and State or Foreign Country	
Honolulu			Oahu	Honolulu, Hawaii	
7d. Street Address				7e. Is Residence Inside City or Town Limits?	
6085 Kalaniana'ole Highway				Yes <input checked="" type="checkbox"/> No <input type="checkbox"/>	
7f. Mother's Mailing Address				7g. Is Residence on a Farm or Plantation?	
				Yes <input type="checkbox"/> No <input checked="" type="checkbox"/>	
8. Full Name of Father		9. Race of Father		10. Kind of Business or Industry	
BARACK HUSSEIN OBAMA		African		University	
11. Age of Father	12. Birthplace (Island, State or Foreign Country)	13a. Usual Occupation		13b. Kind of Business or Industry	
25	Kenya, East Africa	Student		University	
14. Full Maiden Name of Mother		15. Race of Mother		16. Date Last Worked	
STANLEY ANN DUNHAM		Caucasian			
17. Age of Mother	18. Birthplace (Island, State or Foreign Country)	19. Type of Occupation Outside Home During Pregnancy		20. Date Last Worked	
18	Wichita, Kansas	None			
I certify that the above stated information is true and correct to the best of my knowledge.		18a. Signature of Father or Other Informant		18b. Date of Signature	
		Barack Obama		8-7-61	
I hereby certify that this child was born alive on the date and hour stated above.		19a. Signature of Attendant		19b. Date of Signature	
		David A. Smith		8-8-61	
20. Date Accepted by Local Reg.		21. Signature of Local Registrar		22. Date Accepted by Reg. General	
AUG - 8 1961		V. Lee		AUG - 9 1961	
23. Evidence for Delayed Filing or Alteration					

APR 25 2011

I CERTIFY THIS IS A TRUE COPY OR
ABSTRACT OF THE RECORD ON FILE IN
THE HAWAII STATE DEPARTMENT OF HEALTHAlvin T. Onaka, Ph.D.
STATE REGISTRAR